

# EBUScore Pairs Manual

Robin Barker

April 2021

Version 0.5 (DRAFT for version 1.0)

For features in EBUScore Pairs v1.2.6 and above.

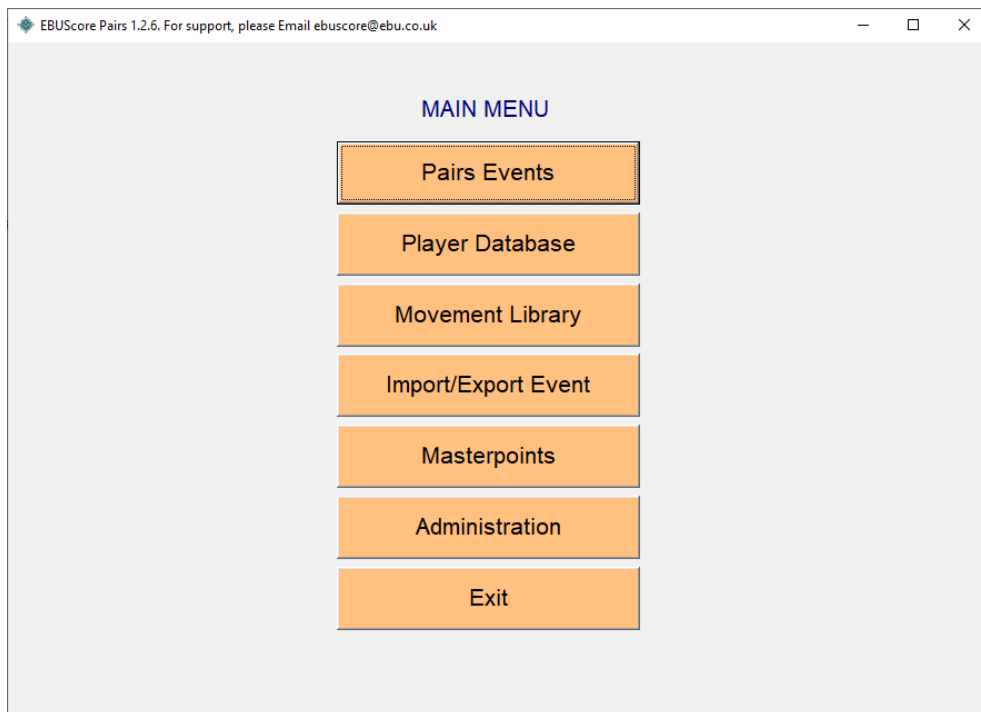
Examples from EBUScore Pairs v1.2.6;  
installed in C:/EBUScore/Pairs/Manual/

1. Getting started
2. Pairs events with travellers
3. Pairs events with Bridgemates
4. Pairs events with two sections
5. Pairs events with two sessions
6. Names and (EBU) numbers
7. Stratification
8. Score adjustments
9. Importing deals and lead validation

## 1 Getting started

Launch EBUScore Pairs by clicking on the icon on the desktop or from the 'Start' menu – under 'EBUScore'

You should see a version/licence window followed by the MAIN MENU window



You won't need most of the main menu items at the moment: they are used to control where files are stored and specialised or advanced features.

For scoring an ordinary club pairs, the default file locations are set in the installation and do not need to be changed.

So just click **Pairs Events** to get to the Event History.

**Player Database** can be used to change where the player database is stored and to change player details.

**Movement Library** can be used to see what movements are available, for a given number of tables.

**Import/Export Event** can be used to copy events from one events file to another

**Masterpoints** is for non-EBU masterpoint administration

**Administration** is used to change the location of the movements and events files.

**Exit** to exit the program

Event History

Click Col Hdr to sort      Press F9 for Help      Default Date Order

No	Event Name	Date	Session	Section	Tables	Rounds	Brds	Mv	Scoring	Upl	Components
1	Monday Pairs	23/03/20	1	Green	12½	13	1-26	S	Pairs		
2	Tuesday County Pairs	24/03/20	1	Red	8	8	1-24	S	Pairs		
3	Tuesday County Pairs	24/03/20	1	Blue	9	8	1-24	H	Pairs		
4	Tuesday County Pairs	24/03/20	1	Multi	17		24		Pairs		23
5	Improvers Pairs	25/03/20	1	Yellow	4	6	1-18	H	Pairs		

To select consecutive events click first - shift - click last

Click **Pairs Events** to get to the Event History

The Event History will start off empty: the example here shows a few events from the current week.

There are two sorts of events:

- individual component events consist of one section and one session and are created by **Create New Event**
- composite events, created from component events, using **Merge Sections** or **Combine Sessions**

Once created, **Retrieve Event** is used to open an event.

**Delete Event** permanently deletes events and is best used for events that never happened (tests and mistakes). Events that are played and scored are best kept: they can be archived/backed-up eventually.

The buttons you need to use first are on the left, while the button on the far right will take you back to the previous menu.

Event 6: West Exe Bridge Club Miles Birthday Pairs 10/01/2020 Session 1 Section Green Pairs Simple MPs Scoring

Club/Event Details      Scoring

**Club Details**

Country (NBO)\* England

Club Name\* West Exe Bridge Club

Club Number 444905     

Contact Name Robin Barker

Contact Phone\* 01296 317223

Contact Email scorer@westexe.bridge.org.uk

Web Site

**BridgeWebs**

Club Code westexe

Password \*\*\*\*\*

**Event Details**

Event Name Miles Birthday Pairs

Date of Event 10 Jan 2020 Friday

Session 1

Section Green

Director Dick

Scorer Robin

EBU Charge Code 10 Normal P2P Session

**ECATS 4-Digit Session Number\***

*Asterisked Red Items compulsory for Ecats*

Our first task is to score a one session, one section event; so click **Create New Event**, which opens a new event in the Event Details panel

Complete the Club details and the details of the section/session; then click on the **Scoring** tab.

After the first event is created, most of the details will be filled from the previous event.

You can store the details as the (club) default details with **Store as Club Defaults**, and the use **Restore Club Defaults** to write in the details you stored.

Most fields are not needed but it is best to name the section – traditionally this is the colour of the table numbers or the table cloths, but 'A' may be easy to relate to the Bridgemates.

You can return to this panel and add/correct details later.

But **do not change the date** once the Bridgemates are in use – this will stop the event from working.

You can also return to this panel to set the **Masterpoints** and **Set Prizes**.

Event 6: West Exe Bridge Club Miles Birthday Pairs 10/01/2020 Session 1 Section Green Pairs Neuberg MPs Scoring

Club/Event Details **Scoring**

**Scoring Method**

Scoring  
  Simple Matchpoints (NOT Neuberg)  
*Neuberg takes proper account of board played different number of times to give a fairer result*

Butler Drops  
  
*It is recommended you drop 1 score at each end for boards with up to 10 results, 2 up to 25 results and 3 from each end for more*

Max Cap  Min Cap   
*0=Unused. Capping applies to Butler/Ximps Scoring. The Caps are the Max and Min Imps values attainable in a single match.*

Preset Handicap Files  
  
*Retrieve Preset Handicap File for handicapping event*

MultiSection Mitchell  
*MultiSections are normally one winner events. Set this to combine two Mitchells (playing the same boards) to produce separate NS and EW winners*

Factor Ximps/Butlers on boards played  
*Factor Butler/Ximp totals for playing different number of boards.*

"In Section" Scoring  
*Scoring is normally "Across The Field". If you have combined unrelated events (usually to share the same Bridge Unit Server), you can set "In Section" Scoring to get the separate Section Reports during play. This is really only applicable to single session events.*

Preset Butler Datums  
*Use 'Set Fixed Butler Datums' to do preset values*

### Select the **Scoring** tab

This is where you can select the different types of pairs scoring for the event

- Set the first box to **Matchpoint Pairs** and ignore the rest.

**OK** will take you to the Event Menu

Event 6: West Exe Bridge Club Miles Birthday Pairs 10/01/2020 Session 1 Section Green Pairs Neuberg MPs Scoring

**EVENT MENU**

This is the menu for the event you have created. It should not be necessary to exit the event; everything can be done from this menu.

**Exit Event** will close the event and take you back to the Event History: from where you can reopen the event with **Retrieve Event**.

You have not selected the movement yet and until we do so, all the other functions are not available (and are 'greyed out').

So click **Select Movement**

Event 6: West Exe Bridge Club Miles Birthday Pairs 10/01/2020 Session 1 Section Green Pairs Neuberg MPs Scoring

### Movements

Tables	Boards	Set	Rounds	Miss	Type	Std	Ref	Refs: M = Manning F = Farrington
9				0	M	Y	M14	Standard Mitchell
9	22	2	11	0	M	Y	M19	Extended Mitchell
9	27	3	8	0	H	Y	M111	Switched Mitchell
9	21	3	7	NS9	M	Y	M20	8½ Table Appendix Mitchell, Tables 1/8 share
9	24	3	8	EW9	M	Y	M6	8½ Table Mitchell + Rover
9	24	3	8	0	H	Y	M65	Hesitation Bowman
9	24	3	8	0	S	Y		Hesitation Bowman - User Defined Arrow Switch
9	34	2	17	0	H	Y	M73	Full Howell
9	26	2	13	0	H	Y	F49	3/4 Howell (Yellow EBU26 T 9,SBU 9Tab 26B 34)
9	28	2	14	0	H	Y	M71	3/4 Howell
9	24	2	12	0	H	Y	M67	3/4 Howell
9	26	2	13	0	H	Y	M69	3/4 Howell (Sand EBU24B T 9)
9	27	3	9	0	H	Y	M112	Double Howell (SBU 9T 27B DblH)

Options

Retain Results (if possible)

Omit 1st Round

Barometer Pairs

1 Winner Mitchell

Tick Arrow Switched Rounds

Mitchell EWAdd

None

No. of Tables

Barometer Pairs

multiple of 10

EW Add

List

Standard

Standard + Club

Club

Club + Mitchells

Special

Tables: 9, Rounds: 9, Boards: 27, LowBoard: 1

Missing Pair: None

Show Description Show Movement Line Print Table Cards Irregular Movement Cancel OK

- Set the number of tables
- A list of movements will then be displayed in the window
- Different lists are available – for instance web Mitchell movements are listed under **Special**

Event 6: West Exe Bridge Club Miles Birthday Pairs 10/01/2020 Session 1 Section Green Pairs Neuberg MPs Scoring

### Movements

Tables	Boards	Set	Rounds	Miss	Type	Std	Ref	Refs: M = Manning F = Farrington
9				0	M	Y	M14	Standard Mitchell
9	22	2	11	0	M	Y	M19	Extended Mitchell
9	27	3	8	0	H	Y	M111	Switched Mitchell
9	21	3	7	NS9	M	Y	M20	8½ Table Appendix Mitchell, Tables 1/8 share
9	24	3	8	EW9	M	Y	M6	8½ Table Mitchell + Rover
9	24	3	8	0	H	Y	M65	Hesitation Bowman
9	24	3	8	0	S	Y		Hesitation Bowman - User Defined Arrow Switch
9	34	2	17	0	H	Y	M73	Full Howell
9	26	2	13	0	H	Y	F49	3/4 Howell (Yellow EBU26 T 9,SBU 9Tab 26B 34)
9	28	2	14	0	H	Y	M71	3/4 Howell
9	24	2	12	0	H	Y	M67	3/4 Howell
9	26	2	13	0	H	Y	M69	3/4 Howell (Sand EBU24B T 9)
9	27	3	9	0	H	Y	M112	Double Howell (SBU 9T 27B DblH)

Options

Retain Results (if possible)

Omit 1st Round

Barometer Pairs

1 Winner Mitchell

Tick Arrow Switched Rounds

ArrowSwitch

Rd 4

Rd 5

Rd 6

Rd 7

Rd 8

Rd 9

Mitchell EWAdd

None

No. of Tables

Barometer Pairs

multiple of 10

EW Add: 9

List

Standard

Standard + Club

Club

Club + Mitchells

Special

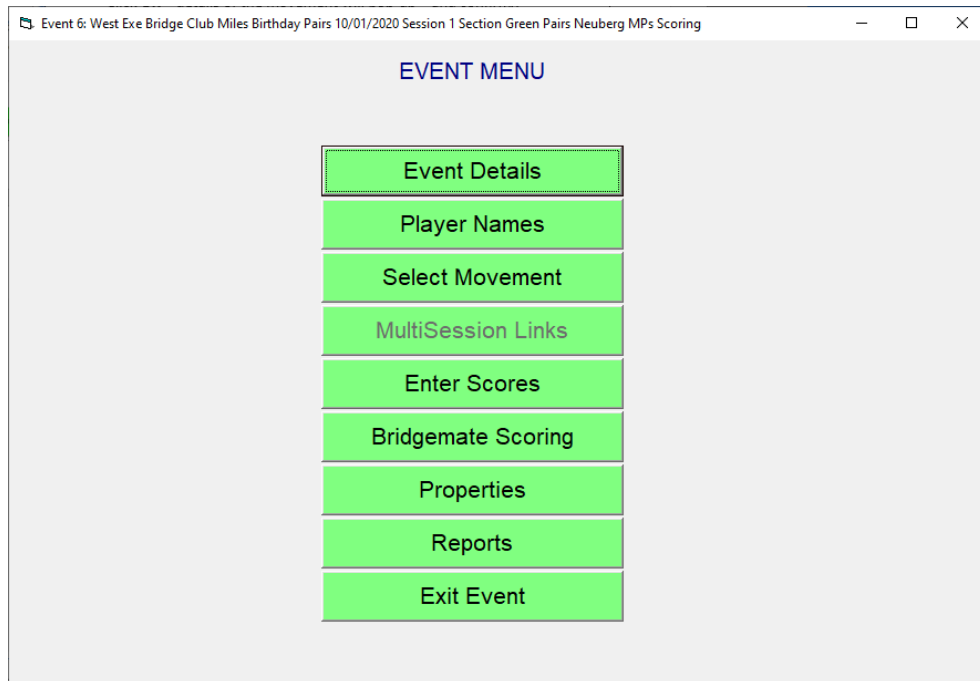
Tables: 9, Rounds: 9, Boards: 27, LowBoard: 1

Missing Pair: None

Show Description Show Movement Line Print Table Cards Irregular Movement Cancel OK

- Select a movement by clicking on the line in the window
- You can then use **Print Description** and **Print Table Cards** to view the movement
- If there is a sit-out, the number of the **Missing Pair** is entered here
- If you select a Mitchell movement and you are playing a one-winner movement ('scrambled', with an arrow-switch):
  - Tick **1-Winner Mitchell**
  - Choose which rounds to **ArrowSwitch**
  - You can change the amount **EW Add** to their pair number
- Click **OK** – details of the movement will pop-up – and confirm

## 2 Pairs events with travellers

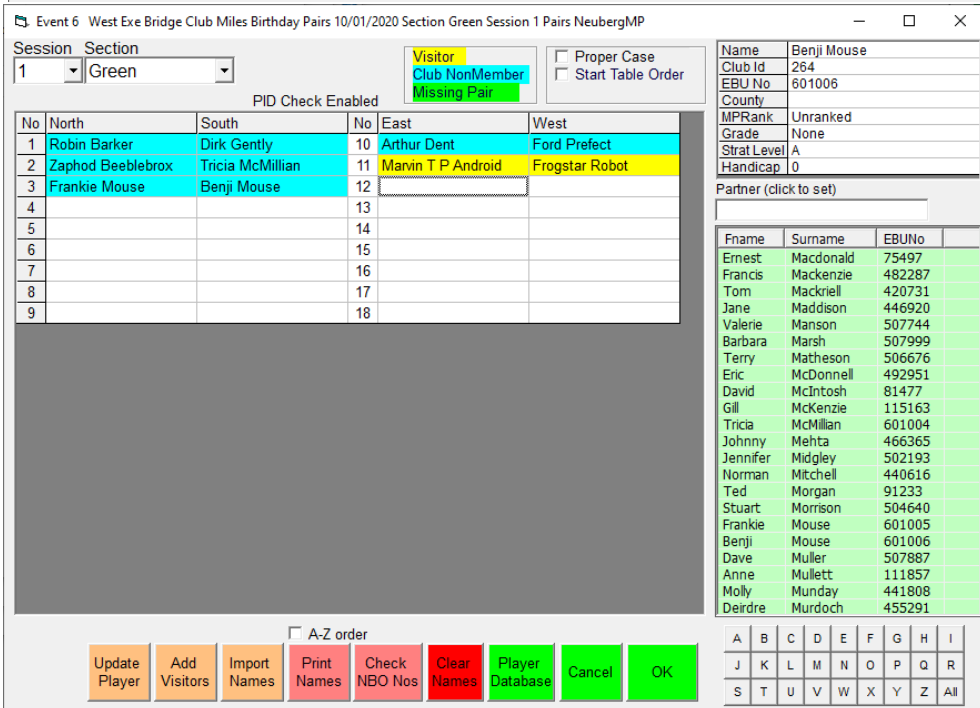


Scoring with EBUScore Pairs can be done after the event, you will need the name slips with names or EBU numbers of the players, and travellers with board scores; you will also need to know which movement was played.

The basic setup is as above up to the point where you have input the movement and clicked **OK** to return to the Event Menu – where all buttons you need are now activated.

From the Event Menu:

- Select **Player Names** to enter player names
- Select **Enter Scores** to enter scores
- Finally, select **Reports** to display and print results



### Select Player Names

Type in names against each pair number, when you hit return you will be taken to the next name slot.

If the players are in the player database, then you can select their name from the list on the right, or you can enter their EBU number.

Players who are in the player database will appear in blue (or in white if they are ticked as members in the database). Players who are not in the players database will appear in yellow.

For UMS submission and for stratification, you will need EBU numbers for the players. It may be sufficient to click **Add Visitors to PlayerDB** – this will attempt to find EBU numbers and add players to the players database. There is more about this in a later section.

Click **OK** to return to the Event Menu.

Event 6 West Exe Bridge Club Miles Birthday Pairs 10/01/2020 Section Green Session 1 Pairs NeubergMP

Session Section 1 Green Board 1 Neuberg Vul Love All Top = 12

NS	EW	Contract	By	Lead	NS+	NS-	NS Mps	EW Mps	Score
1	10				420		7	5	
9	17				50		4	8	
8	15				450		10	2	
7	13					50	1	11	
6	11				500		12	0	
5	18	4S=	N		420		7	5	
4	16	4S-1	S	DA		50	1	11	
3	14						0	0	4s-1s da
12	2						0	0	

Pairs listed in Play Order

Options

- Auto Next Board
- + Prompt
- Omit Last Zero
- Omit Vulny Check
- NS Pair Order
- US Style

Weighted Scores

%	NS Score Assign

Board

1	3	5	7	9	11	13	15	17	19	21	23	25	27
2	4	6	8	10	12	14	16	18	20	22	24	26	

Missing Scores

2	9	9	9	9	9	9	9	9	9	9	9	9	9
9	9	9	9	9	9	9	9	9	9	9	9	9	9

Print Board Score Entry Help

Print Ranks Clear Scores Return

## Select Enter Scores

Type the scores against the pair numbers in the **Score** column

You can type:

- a numerical score (e.g. '450', or '-50') or
- contract and results (e.g. '4s-1s'), with an optional lead card (e.g. 'da')
  - The format is: <contract><up/down tricks><declarer> <lead>
  - For <contract>, NT can be just 'n'
  - For <up/down tricks>, just making is '=' or blank

If you are typing all the scores in from travellers, you will probably prefer the numeric form.

Hitting return enters the score and takes you to the next line.

You can change boards using the yellow box.

The green box shows which boards still have scores to be entered.

Event 6 West Exe Bridge Club Miles Birthday Pairs 10/01/2020 Section Green Session 1 Pairs NeubergMP

Print Menu

- Ranks
- Travellers
- Scorecards
- Matchpoints
- Frequencies
- Movement
- Session Lineup
- Ticket
- History
- Club Print

Print Options

Ranks Note Category

Ranks

- Handicaps
- Masterpoints(A)
- NBO Numbers
- Prizes/Qualifiers
- Section
- First Names only
- Pair Order
- Exclude Adjusts

Session 1

Section All

Print To

- Notepad
- CSV File
- Excel(XLS) File
- Web Table
- Web Text

Find Player Display On Screen Send To Printer Scroll Report Internet Reports Print Settings Return

Click **Return** to return to the Event Menu.

When all the names and scores are entered, select **Reports**

There are lots of possible reports: many clubs will only need **Ranks**, and **Frequencies** or **Matchpoints**

You can display or print **Travellers** for checking

Select **Ranks** to display or print the ranking list

Click **Internet Functions** for BridgeWebs and UMS – shown at the end of the next section.

To close, **Return/Exit** back to the Main Menu and **Exit** the program.

### 3 Simple Session with Bridgemates

You need to do the setup, including setting-up the movement, before the Bridgemates can start.

So when the number of tables and the movement is known/decided, set-up the movement and click **OK**, returning to the Event Menu, and click **Bridgемate Scoring**.

Sess	Section	Rd	Exp	Rx
1	Pink	1	27	0
1	Pink	2	27	0
1	Pink	3	27	0
1	Pink	4	27	0
1	Pink	5	27	0
1	Pink	6	27	0
1	Pink	7	27	0
1	Pink	8	27	0
1	Pink	9	27	0

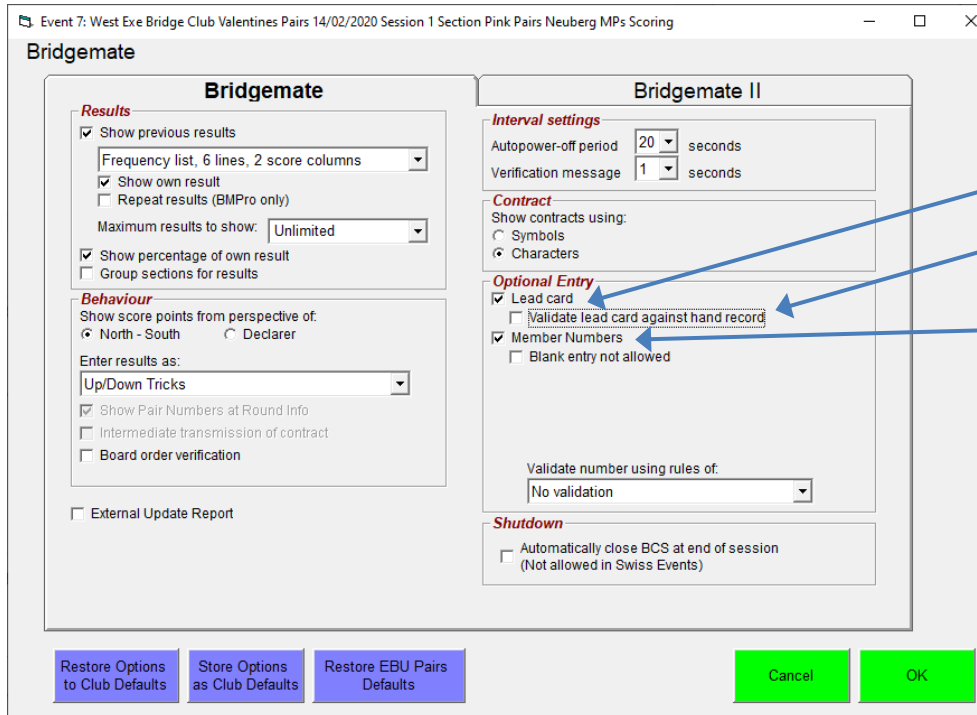
Sess	Table	Rd	NS	EW	Boards Still In Play
1	1	1	1	10	1,2,3
1	2	1	2	11	4,5,6
1	3	1	3	12	7,8,9
1	4	1	4	13	10,11,12
1	5	1	5	14	13,14,15
1	6	1	6	15	16,17,18
1	7	1	7	16	19,20,21
1	8	1	8	17	22,23,24
1	9	1	9	18	25,26,27

- If using a different Table Top Unit, there is a pull-down menu.

You will need to work through the first few buttons:

- **Set BCS Options** to do/check the options for the Bridgемate Control Software
- **Create Database** to name and open the BCS database
- **Launch BCS** to open the Bridgемate Control Software, and restart the Bridgемate server, and activate the Bridgemates
  
- If it all goes wrong, **Restart** will allow you to start again
- **Return** takes you back to the Event Menu

So start with **Set BCS Options**

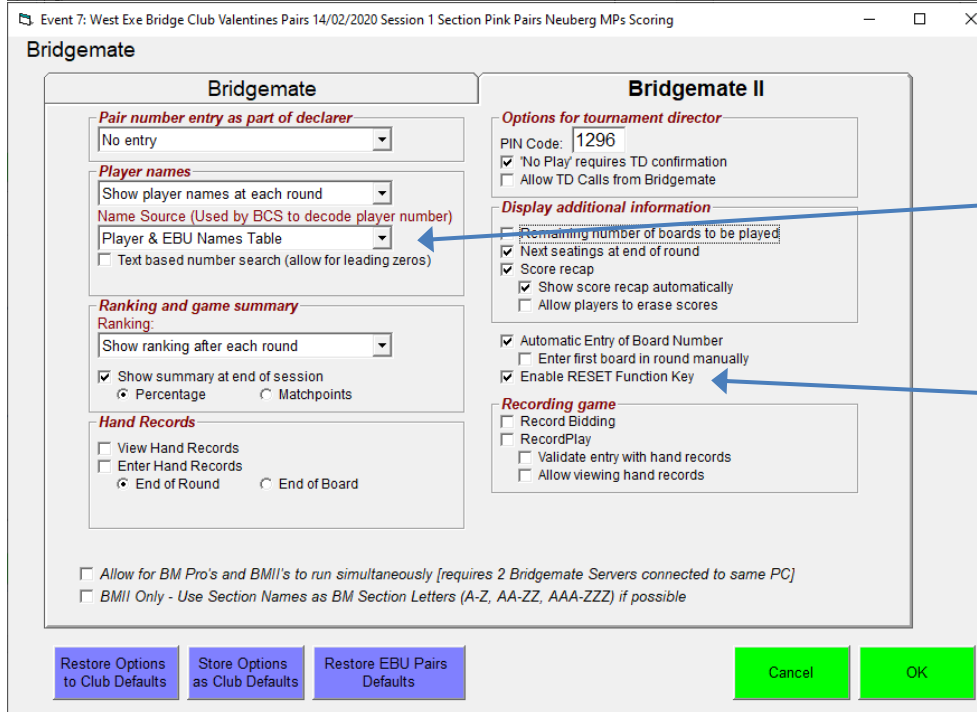


The BCS options control what is displayed on the Bridgemates and what information is requested by the Bridgemates. The options should be set to meet the requirements of the club and players.

- If you want to record the card led, tick **Lead card**.
  - To use the **Validate lead card against hand record** option - see later.
- You want players to enter their EBU numbers in the Bridgemates, so tick **Member Numbers**

There is a second screen of options under the **Bridgемate II** tab

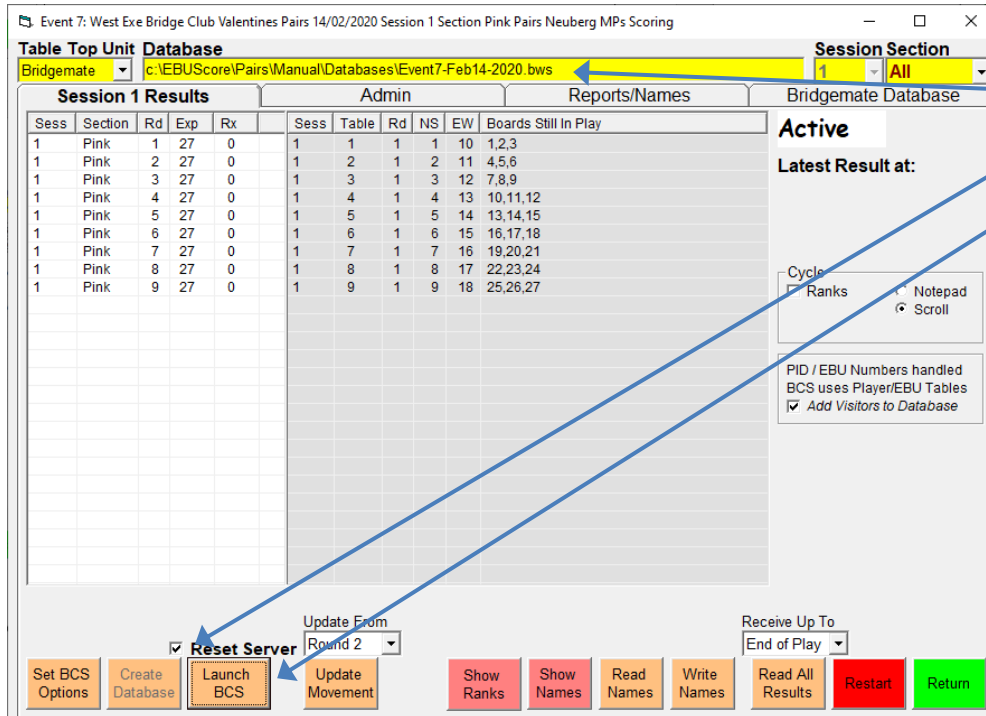
You can restore and save option setting with **Restore Options to Club Defaults** and **Store Options as Club Defaults**



- Set the TD **PIN code** and only tell it to TDs/scorers  
Players who know the TD PIN have a duty not to abuse that knowledge!
- Set **Name Source** to 'Player & EBU Names Table'  
This allows EBU numbers to be looked up in both the BCS Members Database and the EBU Score Players Database
- Tick **Enable RESET Function Key**  
The RESET key on the Bridgemates allows the TD to get back to the Bridgемate setup function even if the Bridgемate is stuck in an old event

**OK** to return to Bridgемate panel





The next step is to **Create Database**, this changes the display as shown:

- **Database** file name appears
- **Reset Server** becomes ticked
- **Launch BCS** becomes activated

Next **Launch BCS** and click **Yes** in the pop-up – the Bridgemate Control Software window should open

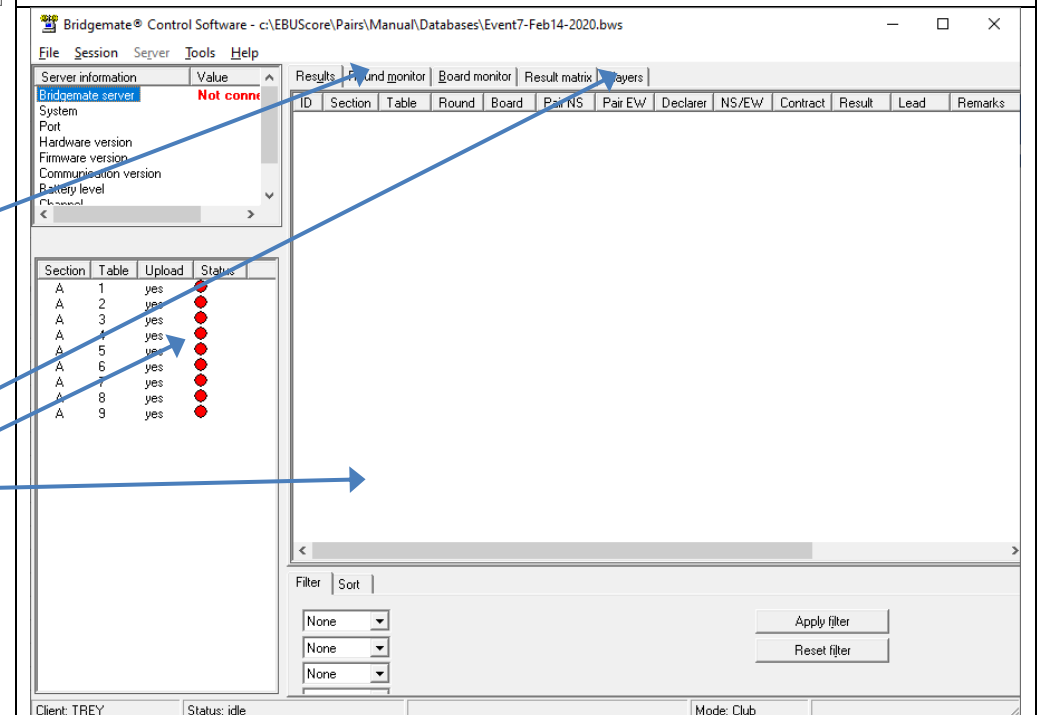
Both **Create Database** and **Launch BCS** can display pop-ups: it is worth reading and understanding the question before clicking Yes/No.

Bridgemate Control Software is a separate program and opens in a separate window.

You do not need to interact directly with the Bridgemate Control Software window but it is useful for monitoring and trouble shooting

- The **Round Monitor** tab shows progress of boards played in a round
  - Green number – round complete
  - Yellow number – all but one board scored
  - Red number – more than one board to be scored
  - Blank – no boards scored
- The **Players** tabs shows names/numbers entered in the Bridgemates
- These red lights will go green when the players activate a Bridgemate
- **Results** will appear here

You can minimize the Bridgemate Control Software window and go back to the EBUScore Pairs window – back to the Bridgemate (Table Top Unit) panel.



Event 7: West Exe Bridge Club Valentines Pairs 14/02/2020 Session 1 Section Pink Pairs Neuberg MPs Scoring

Session Section: 1 Pink

Visitor: Club NonMember Missing Pair

Proper Case Start Table Order

PID Check Enabled

No	North	South	No	East	West
1	Robin Barker	Dirk Gently	10	Arthur Dent	Ford Prefect
2	Zaphod Beeblebrox	Tricia McMillian	11	Jeanne Knight	Gwen Burrows
3	Frankie Mouse	Benji Mouse	12	Marvin T P Android	
4	Jane Brearley	Irene Wakefield	13	Jonathan Bartholomew	Laura Bateman
5	Liz Pugh	Pat Earl	14	Marianne Bayly	Moira Burns
6	Thomas Davis	#440099	15	John Stanton	Jim Prince
7	Lena Watson	June Shah	16	Frank Knights	Brian Tyson
8	Helen Lashley	Richard Garner	17	Susie Batten	Ian Rumbelow
9	Gill McKenzie	Jenny Hull	18	Jenny Hull	Robert Walker

Name: Robin Barker  
Club Id: 257  
EBU No: 44490  
County: Unranked  
MPRank: None  
Grade: A  
Strat Level: 0  
Handicap: 0

Partner (click to set)

Fname	Surname	EBUNo
Jo	Aldridge	417980
Simon	Alder	494929
Niamh	Allen	487952
Jean	Allison	480008
Marvin ...	Android	900002
Eve	Anstice	400876
Susan	Ashton	503905
Norma	Atherton	463850
Sydney	Avery	110471
Heather	Baines	452072
Derek	Ball	407533
Liz	Barber	402944
Derek	Barclay	406966
Terry	Barker	423057
Robin	Barker	44490
Graham	Barnes	420576
Jonathan	Bartholom...	512932
Laura	Bateman...	511397
Susie	Batten	431355
Jocelyn	Baxter	64244
Marianne	Bayly	424427
Christine	Beattie	434052

A-Z order

Update Player Add Visitors Import Names Print Names Check NBO Nos Clear Names Player Database Cancel OK

A B C D E F G H I  
J K L M N O P Q R  
S T U V W X Y Z All

During the session you will need to check the names.

Return from the Bridgemate panel and in the Event Menu, select **Player Names**

The names are read into the BCS database and automatically copied here.

- Blank entries are where players entered zero in the Bridgemate
- # indicate mistyped EBU numbers which were not recognised
- This name is repeated!

Type the correct names by clicking in the individual box; and click **OK**. If you have names repeated there will be a warning.

You can send the corrected names back to the Bridgemates – this is optional– see **Write Names** non the next screen.

Event 7: West Exe Bridge Club Valentines Pairs 14/02/2020 Session 1 Section Pink Pairs Neuberg MPs Scoring

Table Top Unit Database

Bridgemate c:\EBUScore\Pairs\Manual\Databases\Event7-Feb14-2020.bws

Session Section: 1 All

Sess	Section	Rd	Exp	Rx	Sess	Table	Rd	NS	EW	Boards Still in Play
1	Pink	1	27	0	1	1	1	10	1,2,3	
1	Pink	2	27	0	1	2	1	2	11	4,5,6
1	Pink	3	27	0	1	3	1	3	12	7,8,9
1	Pink	4	27	0	1	4	1	4	13	10,11,12
1	Pink	5	27	0	1	5	1	5	14	13,14,15
1	Pink	6	27	0	1	6	1	6	15	16,17,18
1	Pink	7	27	0	1	7	1	7	16	19,20,21
1	Pink	8	27	0	1	8	1	8	17	22,23,24
1	Pink	9	27	0	1	9	1	9	18	25,26,27

Active

Latest Result at:

Cycle:  Ranks  Notepad  Scroll

PID / EBU Numbers handled  
BCS uses Player/EBU Tables  
 Add Visitors to Database

Reset Server Update From Round 2 Receive Up To End of Play

Set BCS Options Create Database Launch BCS Update Movement Show Ranks Show Names Read Names Write Names Read All Results Restart Return

After checking the names, go back to **Bridgemate Scoring** – to continue to receive scores in EBUScore Pairs

The other (optional) task during the session is to launch the scrolling results.

Select **Bridgemate Scoring** and the **Reports** tab.

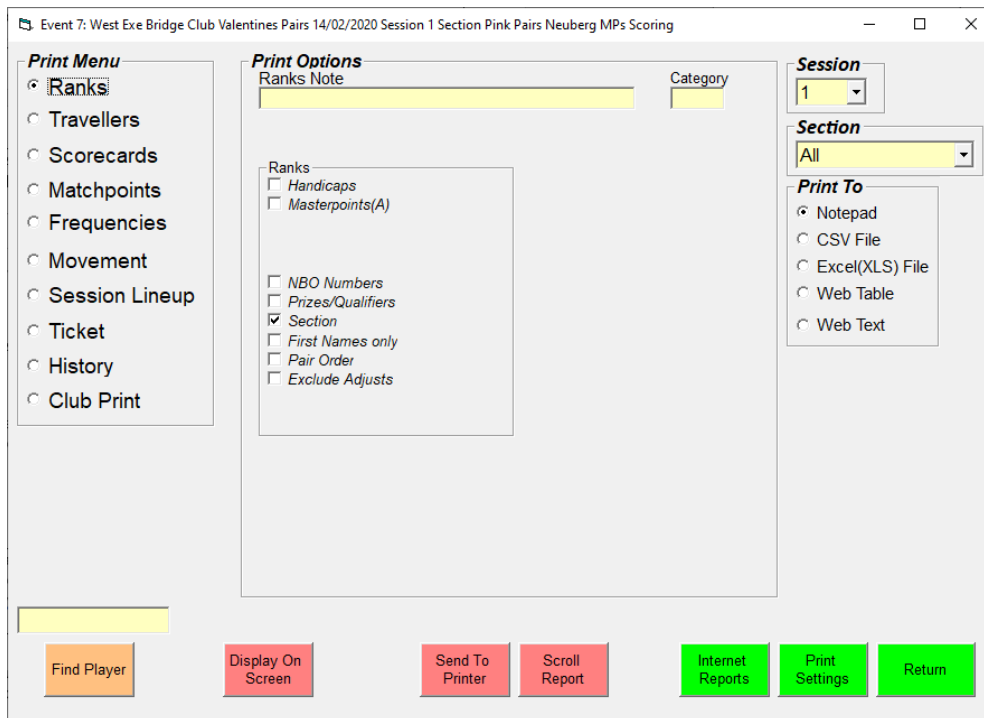
- Tick **Cycle: Ranks**
- Select **Display: Scroll**
- Click **Show Ranks**

A browser window should open with the scrolling results

If available, move the browser window to a second monitor (as part of an extended desktop) and make full screen. (Windows Function Key F11.)

You can use this tab to monitor the missing scores as the final results come in.

Click **Write Names** to send the corrected names back to the Bridgemates. There should be a pop-up report from Bridgemate Control Software when it has read back the names.



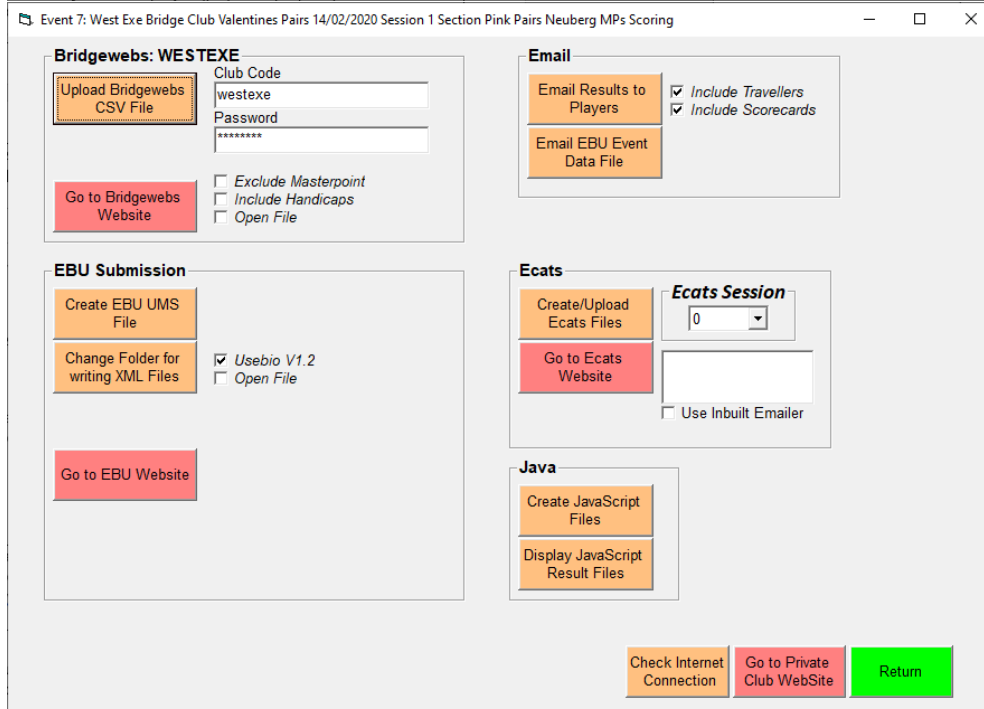
When all the results are in, return to the Event Menu (via the **Results** tab) and select **Reports**.

There are lots of options about what reports to display or print.

Note: the **Print To** options control what is displayed with **Display On Screen** (not what is printed with **Send to Printer**)!

When all the results are in Bridgемate Control Software (as shown in the round monitor tab) you should close and exit Bridgемate Control Software.

In EBUScore Pairs, you need to go back to the Bridgемate (Table Top Unit) panel to ensure all the results are read. The **Reports** tab should show no missing scores. If the scrolling results shows missing scores, click the square **Ranks** button to update the display.



If the players have score queries, you can display travellers from the Reports panel and make any corrections directly in the **Enter Scores** panel (as explained in the scoring with travellers section).

From the **Reports** panel, reprint corrected results.

Click **Internet Functions** on the **Reports** panel for various internet functions: including uploading to BridgeWebs and creating EBU UMS (P2P) files.

Finally click a sequence of **Return** and **Exit** will take you back to the Main Menu and then close the program.

## 4 Pairs events with two (or more) sections

Event History

Click Col Hdr to sort      Press F9 for Help       Default Date Order

No	Event Name	Date	Session	Section	Tables	Rounds	Brds	Mv	Scoring	Upl	Components
1	Monday Pairs	23/03/20	1	Green	12½	13	1-26	S	Pairs		
2	Tuesday County Pairs	24/03/20	1	Red	8	8	1-24	S	Pairs		
3	Tuesday County Pairs	24/03/20	1	Blue	9	8	1-24	H	Pairs		
4	Tuesday County Pairs	24/03/20	1	Multi	17		24		Pairs		2 3
5	Improvers Pairs	25/03/20	1	Yellow	4	6	1-18	H	Pairs		
6	Miles Birthday Pairs	10/01/20	1	Green	9	9	1-27	S	Pairs		
7	Valentines Pairs	14/02/20	1	Pink	9	9	1-27	S	Pairs		
8	March Madness Pairs	31/03/20	1	Red	8	9	1-27	S	Pairs		
9	March Madness Pairs	31/03/20	1	Blue	9	9	1-27	S	Pairs		

To select consecutive events click first - shift - click last

You have seventeen tables for the March Madness Pairs and decide to play this as two sections, both playing 27 boards, scored across the field.

Set up the first 8-table section as in Getting Started above, with a section colour and the movement a Hesitation Mitchell.

Then **Exit** the Event Menu to return to the Event History.

Set up the other 9-table section, with a different section colour and the movement as before.

Again **Exit** the Event Menu to return to the Event History.

Select both events (click on one then shift-click on the other) as shown; and click **Merge Sections**. (There are couple of pop-up dialogues.)

- This creates a new event with section **Multi**

Select the new multi-section and click **Retrieve Event**

This takes you to the Event Menu for the combined event, with the same options as before. From this menu you can control the whole event.

If you are using travellers, you enter the names and scores as before.

Both the **Player Names** panel and the **Enter Scores** panel have separate tables for each section for the names/scores to be entered separately. The panels have a **Section** box: you use this pull-down menu to change section.

Event History

Click Col Hdr to sort      Press F9 for Help       Default Date Order

No	Event Name	Date	Session	Section	Tables	Rounds	Brds	Mv	Scoring	Upl	Components
1	Monday Pairs	23/03/20	1	Green	12½	13	1-26	S	Pairs		
2	Tuesday County Pairs	24/03/20	1	Red	8	8	1-24	S	Pairs		
3	Tuesday County Pairs	24/03/20	1	Blue	9	8	1-24	H	Pairs		
4	Tuesday County Pairs	24/03/20	1	Multi	17		24		Pairs		2 3
5	Improvers Pairs	25/03/20	1	Yellow	4	6	1-18	H	Pairs		
6	Miles Birthday Pairs	10/01/20	1	Green	9	9	1-27	S	Pairs		
7	Valentines Pairs	14/02/20	1	Pink	9	9	1-27	S	Pairs		
8	March Madness Pairs	31/03/20	1	Red	8	9	1-27	S	Pairs		
9	March Madness Pairs	31/03/20	1	Blue	9	9	1-27	S	Pairs		
10	March Madness Pairs	31/03/20	1	Multi	17		27		Pairs		8 9

Event 10 West Exe Bridge Club March Madness Pairs 31/03/2020 MultiSection Session 1 Pairs NeubergerMP

Table Top Unit Database Session Section  
1 All

Bridgemate

Results					Admin					Reports/Names					Bridgemate Database				
Sess	Section	Rd	Exp	Rx	Sess	Table	Rd	NS	EW	Boards Still In Play									
1	Red	1	24	0	1	Red 1	1	1	9	1,2,3									
1	Red	2	24	0	1	Red 2	1	2	10	4,5,6									
1	Red	3	24	0	1	Red 3	1	3	11	7,8,9									
1	Red	4	24	0	1	Red 4	1	4	12	10,11,12									
1	Red	5	24	0	1	Red 5	1	5	13	19,20,21									
1	Red	6	24	0	1	Red 6	1	6	14	22,23,24									
1	Red	7	24	0	1	Red 7	1	7	15	25,26,27									
1	Red	8	24	0	1	Red 8	1	8	16	1,2,3									
1	Red	9	24	0	1	Blue 1	1	1	10	1,2,3									
1	Blue	1	27	0	1	Blue 2	1	2	11	4,5,6									
1	Blue	2	27	0	1	Blue 3	1	3	12	7,8,9									
1	Blue	3	27	0	1	Blue 4	1	4	13	10,11,12									
1	Blue	4	27	0	1	Blue 5	1	5	14	13,14,15									
1	Blue	5	27	0	1	Blue 6	1	6	15	16,17,18									
1	Blue	6	27	0	1	Blue 7	1	7	16	19,20,21									
1	Blue	7	27	0	1	Blue 8	1	8	17	22,23,24									
1	Blue	8	27	0	1	Blue 9	1	9	18	25,26,27									
1	Blue	9	27	0															

**Inactive**  
Latest Result at:

Cycle  
 Ranks  Notepad  
 Scroll

PID / EBU Numbers handled  
 BCS uses Player/EBU Tables  
 Add Visitors to Database

Update From: Round 2 Receive Up To: End of Play

Reset Server  
 Set BCS Options Create Database Launch BCS Update Movement Show Ranks Show Names Read Names Write Names Read All Results Restart Return

If you are using Bridgemates, select **Bridgemate Scoring**

The table shows both sections and more tables in Blue than Red

The Bridgemates should be set-up so that the first (Red) section is section A on the Bridgemates, and the other (Blue) section is section B on the Bridgemates.

The procedure is as before: **Set BCS Options, Create Database, Launch BCS**

Once Bridgemate Control Software is running, you can follow the procedures above for Bridgemate scoring: correct names, monitor missing scores, display results.

Event 10 West Exe Bridge Club March Madness Pairs 31/03/2020 MultiSection Session 1 Pairs NeubergerMP

Bridgemate

**Bridgemate**

**Results**

Show previous results  
 Frequency list, 6 lines, 2 score columns

Show own result  
 Repeat results (BMPro only)

Maximum results to show: Unlimited

Show percentage of own result  
 Group sections for results

**Behaviour**

Show score points from perspective of:  
 North - South  Declarer

Enter results as:  
 Up/Down Tricks

Show Pair Numbers at Round Info  
 Intermediate transmission of contract  
 Board order verification

External Update Report

**Bridgemate II**

**Interval settings**

Autopower-off period: 20 seconds  
 Verification message: 1 seconds

**Contract**

Show contracts using:  
 Symbols  
 Characters

**Optional Entry**

Lead card  
 Validate lead card against hand record  
 Member Numbers  
 Blank entry not allowed

Validate number using rules of:  
 No validation

**Shutdown**

Automatically close BCS at end of session  
 (Not allowed in Swiss Events)

Restore Options to Club Defaults Store Options as Club Defaults Restore EBU Pairs Defaults Cancel OK

There is one difference for **Set BCS Options**.

If you want the results from both sections to be shown on the Bridgemates

- Tick **Group sections for results**

Event History

Click Col Hdr to sort      Press F9 for Help      Default Date Order

No	Event Name	Date	Session	Section	Tables	Rounds	Brds	Mv	Scoring	Upl	Components
1	Monday Pairs	23/03/20	1	Green	12½	13	1-26	S	Pairs		
2	Tuesday County Pairs	24/03/20	1	Red	8	8	1-24	S	Pairs		
3	Tuesday County Pairs	24/03/20	1	Blue	9	8	1-24	H	Pairs		
4	Tuesday County Pairs	24/03/20	1	Multi	17		24		Pairs		23
5	Improvers Pairs	25/03/20	1	Yellow	4	6	1-18	H	Pairs		
6	Miles Birthday Pairs	10/01/20	1	Green	9	9	1-27	S	Pairs		
7	Valentines Pairs	14/02/20	1	Pink	9	9	1-27	S	Pairs		
8	March Madness Pairs	31/03/20	1	Red	8	9	1-27	S	Pairs		
9	March Madness Pairs	31/03/20	1	Blue	9	9	1-27	S	Pairs		
10	March Madness Pairs	31/03/20	1	Multi	17		27		Pairs		89
11	Wednesday Open Pairs	01/04/20	1	Green	7	8	1-24	H	Pairs		
12	Beginners Pairs (Wed)	01/04/20	1	Black	5	8	1-16	H	Pairs		
13	Wednesday Open Pairs	01/04/20	1	Multi	12		24		Pairs		11 12

To select consecutive events click first - shift - click last

Create New Event   Retrieve Event   Delete Event   Compress Event List   Import Ecats Event   Merge Sections   Combine Sessions   Print Event List   Return to Main Menu

This process with multiple sections can also be used when there are two independent events that both want to be scored on Bridgemates from the same computer.

On Wednesdays, there is open pairs and beginners' pairs. Set up the events for each with different event names and different section names/colours. Merge sections and retrieve the combined 'Multi' event.

You can then run both events from the combined event as if they were different sections of the same event.

o

Event 13 West Exe Bridge Club Wednesday Open Pairs 01/04/2020 MultiSection Session 1 Pairs NeubergMP

Club/Event Details      Scoring

**Scoring Method**

Scoring  
Matchpoint Pairs

Butler Drops  
None (No Dropped Scores)

Max Cap    Min Cap  
0            0

0=Unused. Capping applies to Butler/Ximps Scoring. The Caps are the Max and Min Imps values attainable in a single match.

Preset Handicap Files  
Unused

Retrieve Preset Handicap File for handicapping event

Simple Matchpoints (NOT Neuberg)  
Neuberg takes proper account of board played different number of times to give a fairer result

MultiSection Mitchell  
MultiSections are normally one winner events. Set this to combine two Mitchells (playing the same boards) to produce separate NS and EW winners

Factor Ximps/Butlers on boards played  
Factor Butler/Ximp totals for playing different number of boards.

**In Section Scoring**  
Scoring is normally "Across The Field". If you have combined unrelated events (usually to share the same Bridge Unit Server), you can set "In Section" Scoring to get the separate Section Reports during play. This is really only applicable to single session events.

Preset Butler Datums  
Use 'Set Fixed Butler Datums' to do preset values

Set Fixed Butler Datums

Store as Club Defaults   Restore Club Defaults   Masterpoints   Import Deal   Set Prizes   Cancel   OK

There are a few differences to the process, so that the two events are scored separately.

- In the combined event, Event Details, and the Scoring tab:
  - Tick **'In Section' Scoring**  
This ensures that the events are matchpointed separately and the ranking displays show the two events separately.
- DO NOT tick **Group sections for results in Set BCS Options**

For the final ranking list printout and for the internet functions (e.g. BridgeWebs and UMS) you will need to

- **Exit** the combined event, and return to the Event History
- Select the first event, and **Retrieve Event**
- In the Event Menu for the single event, select **Reports**
- Display/print the necessary reports and **Internet Functions**
- **Return/Exit** the first event to return to the Event History
- Repeat for the other events

## 5 Pairs events with two (or more) sessions

Event 16: West Exe Bridge Club St Thomas Championship Pairs 04/04/2020 Session 2 Section Blue Pairs Neuberg MPs (InSection) Scoring

### Club/Event Details

**Club Details**

Country (NBO)\*: England

Club Name\*: West Exe Bridge Club

Club Number: 444905 Club Lookup

Contact Name: Robin Barker

Contact Phone\*: 01296 317223

Contact Email: scorer@westexe.bridge.org.uk

Web Site:

**Event Details**

Event Name: St Thomas Championship Pairs

Date of Event: 04 Apr 2020 Saturday

Session: 2

Section: Blue

Director: Colin

Scorer: Robin

EBU Charge Code: 10 Normal P2P Session

### Scoring

**BridgeWebs**

Club Code: westexe

Password: \*\*\*\*\*

**ECATS 4-Digit Session Number\***

Asterisked Red Items compulsory for Ecats

Store as Club
Restore Club
Masterpoints
Import Deal
Set Prizes
Cancel
OK

---

Event History

Click Col Hdr to sort      Press F9 for Help      Default Date Order

No	Event Name	Date	Session	Section	Tables	Rounds	Brds	Mv	Scoring	Upl	Components
1	Monday Pairs	23/03/20	1	Green	12½	13	1-26	S	Pairs		
2	Tuesday County Pairs	24/03/20	1	Red	8	8	1-24	S	Pairs		
3	Tuesday County Pairs	24/03/20	1	Blue	9	8	1-24	H	Pairs		
4	Tuesday County Pairs	24/03/20	1	Multi	17		24		Pairs		2 3
5	Improvers Pairs	25/03/20	1	Yellow	4	6	1-18	H	Pairs		
6	Miles Birthday Pairs	10/01/20	1	Green	9	9	1-27	S	Pairs		
7	Valentines Pairs	14/02/20	1	Pink	9	9	1-27	S	Pairs		
8	March Madness Pairs	31/03/20	1	Red	8	9	1-27	S	Pairs		
9	March Madness Pairs	31/03/20	1	Blue	9	9	1-27	S	Pairs		
10	March Madness Pairs	31/03/20	1	Multi	17		27		Pairs		8 9
11	Wednesday Open Pairs	01/04/20	1	Green	7	8	1-24	H	Pairs		
12	Beginners Pairs (Wed)	01/04/20	1	Black	5	8	1-16	H	Pairs		
13	Wednesday Open Pairs	01/04/20	1	Multi	12		24		Pairs		11 12
14	St Thomas Championship P...	04/04/20	1	Red	14	13	1-26	S	Pairs		
15	St Thomas Championship P...	04/04/20	2	Red	7	13	1-26	H	Pairs		
16	St Thomas Championship P...	04/04/20	2	Blue	7	13	1-26	H	Pairs		
17	St Thomas Championship P...	04/04/20	M	Multi	14		52		Pairs		14 15 16

To select consecutive events click first - shift - click last

Create New Event
Retrieve Event
Delete Event
Compress Event List
Import Ecats Event
Merge Sections
Combine Sessions
Print Event List
Return to Main Menu

This is where it gets complicated!

The typical scenario is a one-day, two-session pairs event, where the pairs play different opponents and play in different sections in the two sessions.

It may be possible to set-up the movements for both sessions in advance and create a multi-section multi-session event and run everything from the combined event. But sometimes you have to set-up and run session one while deciding on the set-up for session two.

In practice, you will need to change between different events from the event menu while the sessions are running. The important point is to always interact with the Bridgемate Control Software from the event which launched BCS. DO NOT select **Bridgемate Scoring** in any other event while the Bridgемates are live.

This example has 14 tables and two 26-board sessions. In the first session, all the tables are in one section (Red). In the second session, there are two 7-table sections (Red and Blue).

From the Event History panel, you create an event for each section:

- for the sections that are played in session two, you need to set *Session* to 2.

Select all three events and click **Combine Sessions**: to create the multi-section multi-session combined event; as shown.

Select the new combined event and click **Retrieve Event**.

In the Event Menu, select **Bridgемate Scoring**.

Event 17 West Exe Bridge Club St Thomas Championship Pairs 04/05/2020 MultiSession Pairs NeubergMP (InSection)

Table Top Unit Database Session Section 1 All

Bridgmate

Results					Admin					Reports/Names					Bridgmate Database				
Sess	Section	Rd	Exp	Rx	Sess	Table	Rd	NS	EW	Boards Still In Play									
1	Red	1	28	0	1	Red 1	1	1	15	1,2									
1	Red	2	28	0	1	Red 2	1	2	16	3,4									
1	Red	3	28	0	1	Red 3	1	3	17	5,6									
1	Red	4	28	0	1	Red 4	1	4	18	7,8									
1	Red	5	28	0	1	Red 5	1	5	19	9,10									
1	Red	6	28	0	1	Red 6	1	6	20	11,12									
1	Red	7	28	0	1	Red 7	1	7	21	13,14									
1	Red	8	28	0	1	Red 8	1	8	22	11,12									
1	Red	9	28	0	1	Red 9	1	9	23	9,10									
1	Red	10	28	0	1	Red 10	1	10	24	7,8									
1	Red	11	28	0	1	Red 11	1	11	25	5,6									
1	Red	12	28	0	1	Red 12	1	12	26	3,4									
1	Red	13	28	0	1	Red 13	1	13	27	1,2									
2	Red	1	14	0	1	Red 14	1	14	28	25,26									
2	Red	2	14	0	2	Red 1	1	8	13	1,2									
2	Red	3	14	0	2	Red 2	1	2	5	3,4									
2	Red	4	14	0	2	Red 3	1	9	11	5,6									
2	Red	5	14	0	2	Red 4	1	14	1	7,8									
2	Red	6	14	0	2	Red 5	1	6	7	9,10									
2	Red	7	14	0	2	Red 6	1	4	10	11,12									
2	Red	8	14	0	2	Red 7	1	3	12	13,14									
2	Red	9	14	0	2	Blue 1	1	8	13	1,2									
2	Red	10	14	0	2	Blue 2	1	2	5	3,4									
2	Red	11	14	0	2	Blue 3	1	9	11	5,6									
2	Red	12	14	0	2	Blue 4	1	14	1	7,8									

**Inactive**  
Latest Result at:

Cycle  
 Ranks     Notepad  
 Scroll

PID / EBU Numbers handled  
 BCS uses Player/EBU Tables  
 Add Visitors to Database

Update From: Round 2    Receive Up To: End of Play

Reset Server    Set BCS Options    Create Database    Launch BCS    Update Movement    Show Ranks    Show Names    Read Names    Write Names    Read All Results    Restart    Return

To start with, the rounds table shows details of all sessions.

- Make sure Session is set to 1.
- **Set BCS Options:** for multi-section session, tick **Group sections for results**
- **Create Database:** only the details of this session will be shown
- **Launch BCS**
- **Return to the Event Menu**

From the Event Menu, both the **Player Names** panel and the **Enter Scores** panel have separate tables for each section for the names/scores to be entered separately. The panels have a **Session** box (before the Section box): you use this pull-down menu to change section. However, you do not need to enter or correct names for later sessions (after session 1) from the **Player Names** panel.

When you have checked/corrected/entered the names, it is time to consider the movement of lines between sessions.

Event 17 West Exe Bridge Club St Thomas Championship Pairs 04/05/2020 MultiSession Pairs NeubergMP (InSection)

Click to show pair range

From Session: 1    To Session: 2

Red Section    Red Section  
Blue Section

4    4    14    14

Add Line Move    Save Line Movement

Retain Position for all Sessions    Print Saved Line Movements    Return

**Line Movement Between Sessions**    Click to delete line move

Section	From	To	Next Section	From	To
Red Section	1	3	Red Section	1	3
Red Section	4	4	Red Section	14	14

*You must Save Line Movement for each Session*

From the Event Menu, select **MultiSession Links**

This panel allows you to input where the pairs from one session will be playing in the next session.

For the example, the NS line (pairs 1-14) will play in the Red section and the EW line (pairs 15-28) will play in the Blue section. But NS 4 need to be a sitter and the only sitter in session two is pair 14 (sitting NS 4 throughout). So, we need to swap the numbers of 4 and 14 for session two.

To compose a line move, select a section and a range of numbers (using the drop-down lists) in the **From Session** panel, and the corresponding section and range of number in the **To Session** panel.

The range of numbers can be just one pair number but must be the same size for both From and To.

Then click **Add Line Move**

This is a screen-shot before you click Add Line Move for the third line move.



Event 17 West Exe Bridge Club St Thomas Championship Pairs 04/05/2020 MultiSession Pairs NeubergMP (InSection)

Click to show pair range

From Session: 1 To Session: 2

Red Section Blue Section

15 28 1 14

Add Line Move

Save Line Movement

Retain Position for all Sessions

Print Saved Line Movements

Return

**Line Movement Between Sessions** Click to delete line move

Section	From	To	Next Section	From	To
Red Section	1	3	Red Section	1	3
Red Section	4	4	Red Section	14	14
Red Section	5	14	Red Section	4	13
Red Section	15	28	Blue Section	1	14

You must Save Line Movement for each Session

When the Line Movement is complete, click **Save Line Movement**

EBUScore Pairs

Session 1 to 2 Line Movement saved

OK

If there are more than two sessions, change **From Session** pull-down menu from 1 to 2, and add the Line Movement for subsequent sessions.

When the Line Movement is complete for all sessions, click **Return**

EBUScore Pairs

All Line Movements set and Session 1 names copied to later Sessions

OK

It is now possible to print the starting positions for session 2.

From the Event Menu, select **Reports**

- Select **Session 2**
- Select **Session Lineup**
- Optionally, tick **Table Seating**
- Select **Send To Printer**

There are two forms of display of the session lineup display:

- The default is to list the pairs in (session 1) pair number order, and give their starting position for session 2
- With **Table Seating** ticked, the sections for session 2 are shown with pair names in two columns for NS and EW

Event 17 West Exe Bridge Club St Thomas Championship Pairs 04/05/2020 MultiSession Pairs NeubergMP (InSection)

**Print Menu**

- Ranks
- Travellers
- Scorecards
- Matchpoints
- Frequencies
- Movement
- Session Lineup**
- Ticket
- History
- Club Print

**Print Options**

Session: 2

Section: All

Print To:

- Notepad
- CSV File
- Excel(XLS) File
- Web Table
- Web Text

LineUp:

- Table Seating
- Draw Slips

Find Player

Display On Screen

Send To Printer

Scroll Report

Internet Reports

Print Settings

Return

Event 17 West Exe Bridge Club St Thomas Championship Pairs 04/05/2020 MultiSession Pairs NeubergMP (InSection)

Table Top Unit Database  
Bridgemate

Session Section  
1 All

Results Admin Reports/Names Bridgemate Database

Sess	Section	Rd	Exp	Rx	Sess	Table	Rd	NS	EW	Boards Still In Play
1	Red	1	28	0	1	Red 1	1	1	15	1,2
1	Red	2	28	0	1	Red 2	1	2	16	3,4
1	Red	3	28	0	1	Red 3	1	3	17	5,6
1	Red	4	28	0	1	Red 4	1	4	18	7,8
1	Red	5	28	0	1	Red 5	1	5	19	9,10
1	Red	6	28	0	1	Red 6	1	6	20	11,12
1	Red	7	28	0	1	Red 7	1	7	21	13,14
1	Red	8	28	0	1	Red 8	1	8	22	11,12
1	Red	9	28	0	1	Red 9	1	9	23	9,10
1	Red	10	28	0	1	Red 10	1	10	24	7,8
1	Red	11	28	0	1	Red 11	1	11	25	5,6
1	Red	12	28	0	1	Red 12	1	12	26	3,4
2	Red	1	14	0	1	Red 13	1	13	27	1,2
2	Red	2	14	0	2	Red 14	1	14	28	25,26
2	Red	3	14	0	2	Red 1	1	8	13	1,2
2	Red	4	14	0	2	Red 2	1	2	5	3,4
2	Red	5	14	0	2	Red 3	1	9	11	5,6
2	Red	6	14	0	2	Red 4	1	14	1	7,8
2	Red	7	14	0	2	Red 5	1	6	7	9,10
2	Red	8	14	0	2	Red 6	1	4	10	11,12
2	Red	9	14	0	2	Red 7	1	3	12	13,14
2	Red	10	14	0	2	Blue 1	1	8	13	1,2
2	Red	11	14	0	2	Blue 2	1	2	5	3,4
2	Red	12	14	0	2	Blue 3	1	9	11	5,6
2	Red	12	14	0	2	Blue 4	1	14	1	7,8

InActive  
Latest Result at:

Cycle  
 Ranks  Notepad  Scroll

PID / EBU Numbers handled  
BCS uses Player/EBU Tables  
 Add Visitors to Database

Update From: Round 2  
Receive Up To: End of Play

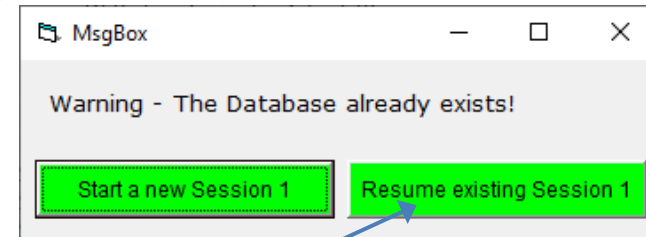
Reset Server  
Set BCS Options Create Database Launch BCS Update Movement Show Ranks Show Names Read Names Write Names Read All Results Restart Return

From the Event Menu, select **Bridgemate Scoring**

If you have gone back to the Event History panel and later retrieved this event,

- the Bridgemate panel will show inactive
- the database name will be blank
- the rounds table shows details of all sessions

IN THIS CASE, click **Create Database**



... and click **Resume existing Session !**

If this pop-up does not appear, you have retrieved the wrong event, return to the Event History and select the event that the Bridgemates were launched from.

Event 17 West Exe Bridge Club St Thomas Championship Pairs 04/05/2020 MultiSession Pairs NeubergMP (InSection)

Print Menu  
 Ranks  
 Travellers  
 Scorecards  
 Matchpoints  
 Frequencies  
 Movement  
 Session Lineup  
 Ticket  
 History  
 Club Print

Print Options  
Pair: All From Board To Board: All 60  
Scorecards  
 Condensed  
 Expanded

Session  
1  
Section  
All  
Print To  
 Notepad  
 CSV File  
 Excel(XLS) File  
 Web Table  
 Web Text

Find Player Display On Screen Send To Printer Scroll Report Internet Reports Print Settings Return

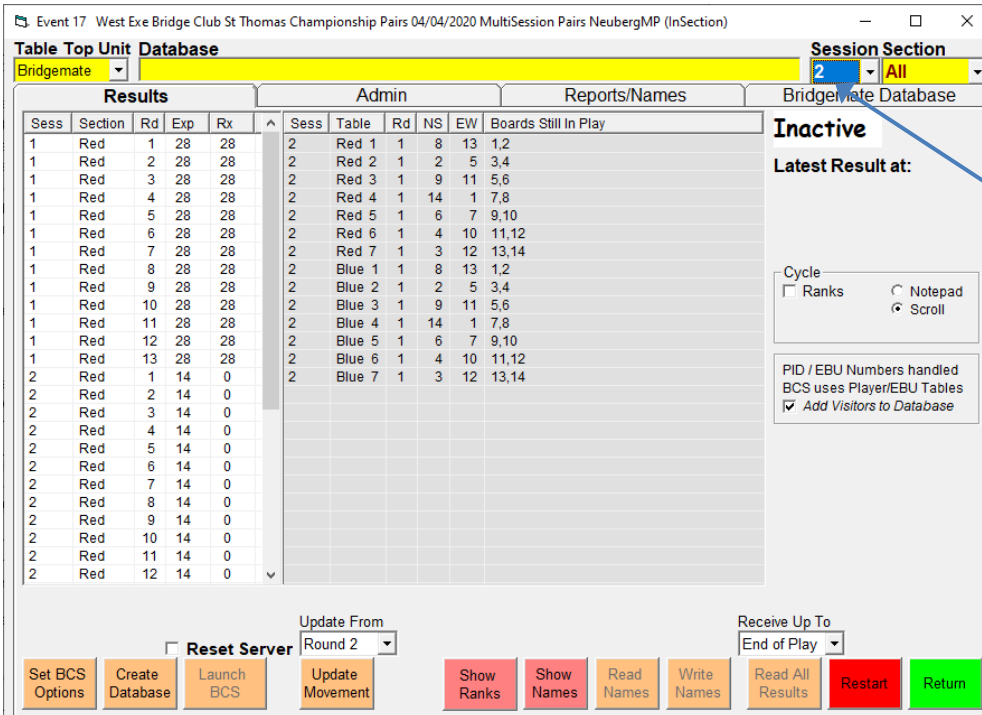
From the Bridgemate panel, staying in the Results tab, you can monitor missing scores and display scrolling results.

When the first session has finished, exit Bridgemate Control Software.

Return to the Event Menu and select **Reports**

- Select **Session 1**
- Display/print ranking lists, travellers, etc.
- You can also print score cards for pairs to check during the break
- You may want **Internet Functions** to create/upload UMS files for session 1 (e.g. to Pianola)

During the break between sessions, it is possible to exit the event, and exit the program, and even turn off the computer.



Before the start of the next session:

- Retrieve the multi-session multi-section event
- Select **Bridgemate Scoring**
- If **Active** is still displayed: click **Restart**
- Set **Session 2**
- **Set BCS Options:** untick **Member Numbers**
- **Create Database:** only details of the new session will be shown
- **Launch BCS :**
  - Read the pop-ups and click OK
  - Bridgemate Control Software will launch
  - The players' names from EBUScore will be written back and will appear on the Bridgemates

The second session is now running in Bridgemate Control Software and on the Bridgemates. When players take their seats for the new session, they should find that the Bridgemates are active and pairs names are displayed.

During the session, you can use the **Results** tab to monitor missing scores and to launch scrolling results: the results will be an overall ranking, including the results from session 1.

You can also **Return** to the Event Menu and use **Player Names** and **Enter Scores** to make corrections to names and scores for session 1. If you need to, always make changes to the names in the table for session 1.

You can also use **Reports** (from the Event Menu) to print amend results for session 1.

At the end of the last session:

- Exit Bridgemate Control Software
- Display/Print final results
- Do internet functions – for some websites (e.g. Pianola) you will need separate UMS files for each session
- Exit

## Two-Session Events – Summary

It is best (but not always possible) is to set up both sessions and run everything from the combined multi session event. For session 2, you will click **Restart** on the Bridgemate panel, then set Session=2 before **Create Database**.

Otherwise, set up session 1 and launch the Bridgemate Control Software from the single session event. During session 1, come out of the event and set up session 2 and **Combine Sessions** to create the overall event. During session 1 you will switch between the single session and multi session events - session 1 to collect names and scores, overall event to do multi session links and session 2 starting positions. When you retrieve session 1, you should click **Create Database** and take the resume session option!

To start session 2, go to the combined event, Bridgemate panel, session=2, **Create database** and launch. All of the remainder of the event should be run from the combined multi session event.

## 6 Names and (EBU) numbers

Event 7 West Exe Bridge Club Valentines Pairs 14/02/2020 Section Pink Session 1 Pairs NeubergMP

Session Section 1 Pink Visitor Club NonMember Missing Pair Proper Case Start Table Order

PID Check Enabled

No	North	South	No	East	West
1	Robin Barker	Dirk Gently	10	Arthur Dent	Ford Prefect
2	Zaphod Beeblebrox	Tricia McMillian	11	Jeanne Knight	Gwen Burrows
3	Frankie Mouse	Benji Mouse	12	Samuel Taylor	Edgar Allen
4	Jane Brearley	Irene Wakefield	13	Jonathan Bartholomew	Laura Bateman
5	Liz Pugh	Pat Earl	14	Marianne Bayly	Moira Burns
6	Thomas Davis	Linda Webb	15	John Stanton	Jim Prince
7	Lena Watson	Pamela Wood	16	Frank Knights	Brian Tyson
8	Helen Lashley	Richard Garner	17	Susie Batten	Ian Rumbelow
9	Gill McKenzie	Jenny Hull	18	Judith Winstanley	Robert Walker

Name Frank Knights  
Club Id 179  
EBU No 82997  
County  
MPRank Unranked  
Grade None  
Strat Level A  
Handicap 0

Partner (click to set)

Fname	Surname	EBUNo
Irene	Wakefield	484850
Robert	Walker	434287
Brian	Walton	71935
Shirley	Ward	471879
Frank	Ward	444302
Carole	Ward	454837
Julian	Ward	419889
Lena	Watson	500540
Patricia	Wearmouth	406442
Linda	Webb	488472
Judy	West	453329
Norman	White	502649
Karen	Wilcock	516609
Albert	Wilcox	71523
Rosie	Williams	431914
Penny	Williams	502479
Susan	Willis	88296
Pauline	Wilson	516660
Judith	Winstanley	471073
Pamela	Wood	515299
Stan	Woodcock	483425
Christine	Woodman	440297

Update Player Add Visitors Import Names Print Names Check NBO Nos Clear Names Player Database Cancel OK

A-Z order

**Player Database** Player Management Player Lists

Click column header to sort  
C:\EBUScore\Pairs\Manual\PSMembers.dat

PID	Forename	Surname	Tag	EBUNo	CM
14	Irene	Wakefield		484850	N
29	Rosie	Williams		431914	N
39	Shirley	Ward		471879	N
51	Susan	Willis		88296	N
55	Pauline	Wilson		516660	N
58	Linda	Webb		488472	N
76	Brian	Walton		71935	N
81	Lena	Watson		500540	N
94	Judy	West		453329	N
97	Frank	Ward		444302	N
102	Christine	Woodman		440297	N
108	Stan	Woodcock		483425	N
113	Judith	Winstanley		471073	N
118	Pamela	Wood		515299	N
125	Albert	Wilcox		71523	N
140	Karen	Wilcock		516609	N
141	Norman	White		502649	N
146	Penny	Williams		502479	N
150	Carole	Ward		454837	N
178	Patricia	Wearmouth		406442	N
232	Lisa	Woods		501723	N
243	Robert	Walker		434287	N
256	Julian	Ward		419889	N

Entries 23 English Bridge Union

Player ID 150  
Club Member   
Tag  
First Name Carole  
Surname Ward  
EBU No 454837  
County  
House  
PostCode  
TelH  
TelM  
Email  
Partner  
Notes  
Handicap 0  
Rank Unranked  
Strat A  
NGS  
Email Results Only if Player

Set EBU Details Add Player Save Player Delete Player Change PID

Download EBU Database Print Player List Change Database Return

In order to correctly submit UMS (P2P) information for events at EBU affiliated clubs, you will need EBU numbers included in the results for all the players that have EBU numbers.

You need to access the Player Database functions, either:

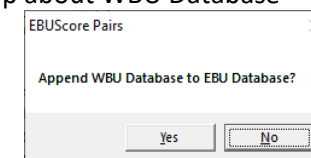
- From the Main Menu, select Player Database; or
- From the Event Menu, select **Player Names**, and
  - Click the **Player Database** button

The Player Database panel has three tabs:

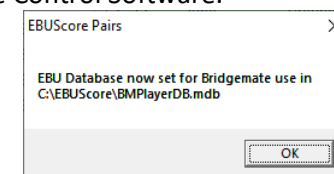
- **Player Database (PD)**
- **Player Management**
- **Player Lists**

The first step is to ensure EBUScore Pairs has access to the EBU Member List

- From the **Player Database** panel
- There may be a warning that that the EBU Member List is out of date
- Click **Download EBU Database**, and **Yes** in the first pop-up
- Answer the next pop up about WBU Database



- If you are using Bridgemates, this will also create a BMPlayerDB.mdb file for use by Bridgemate Control Software.



Player Database

**Player Database**

No	Date	Event	Session	Section
1	23/03/20	Monday Pairs	1	Green
2	24/03/20	Tuesday County Pairs	1	Red
3	24/03/20	Tuesday County Pairs	1	Blue
4	24/03/20	Tuesday County Pairs	1	Multi
5	25/03/20	Improvers Pairs	1	Yellow
6	10/01/20	Miles Birthday Pairs	1	Green
7	14/02/20	Valentines Pairs	1	Pink
8	31/03/20	March Madness Pairs	1	Red
9	31/03/20	March Madness Pairs	1	Blue
10	31/03/20	March Madness Pairs	1	Multi
11	01/04/20	Wednesday Open Pairs	1	Green
12	01/04/20	Beginners Pairs (Wed)	1	Black
13	01/04/20	Wednesday Open Pairs	1	Multi
14	04/04/20	St Thomas Championship Pairs	1	Red
15	04/04/20	St Thomas Championship Pairs	2	Red

Set ACBL Seeding CSV File

**Player Management**

Member	EBU No.	Non-EBU Member
Arthur Dent	450453	Edgar Allen
Benji Mouse	601006	Robin Barker
Brian Tyson	443439	Samuel Taylor
Dirk Gently	601001	
Ford Prefect	601002	
Frank Knights	82997	
Frankie Mouse	601005	
Gill McKenzie	115163	
Gwen Burrows	509620	
Helen Lashley	402924	
Ian Rumbelow	485804	
Irene Wakefield	484850	
Jane Brearley	435175	
Jeanne Knight	439180	
Jenny Hull	497263	
Jim Prince	407717	
John Stanton	514410	
Jonathan Bartholo...	512932	
Judith Winstanley	471073	
Laura Bateman	511397	
Lena Watson	500540	
Linda Webb	488472	
Liz Pugh	108734	
Marianne Bayly	424427	
Moira Burns	440563	
Pamela Wood	515299	
Pat Earl	507597	
Richard Garner	438918	

Print Member List      Print Non-Member List

When the names have been entered for an event, we can check if they all have EBU numbers.

- From the **Player Names** panel, click **OK** to save the names
- Then, go to the **Player Database** panel
- Select the **Player Lists** tab
- Select the current event from the list
- The names without EBU numbers appear in the right-most column
- Remember or write down the names without numbers (or **Print the Non-Member List**)
- To return from the **Player Lists**:
  - Click on one of the other tabs
  - Click **Return**

Event 7 West Exe Bridge Club Valentines Pairs 14/02/2020 Section Pink Session 1 Pairs NeuberghMP

Session: 1    Section: Pink

PID Check Enabled    Visitor    Club NonMember    Missing Pair    Proper Case    Start Table Order

No	North	South	No	East	West
1	Robin Barker	Dirk Gently	10	Arthur Dent	Ford Prefect
2	Zaphod Beeblebrox	Ticia McMillian	11	Jeanne Knight	Gwen Burrows
3	Frankie Mouse	Benji Mouse	12	Samuel Taylor	Edgar Allen
4	Jane Brearley	Irene Wakefield	13	Jonathan Bartholomew	Laura Bateman
5	Liz Pugh	Pat Earl	14	Marianne Bayly	Moira Burns
6	Thomas Davis	Linda Webb	15	John Stanton	Jim Prince
7	Lena Watson	Pamela Wood	16	Frank Knights	Brian Tyson
8	Helen Lashley	Richard Garner	17	Susie Batten	Ian Rumbelow
9	Gill McKenzie	Jenny Hull	18	Judith Winstanley	Robert Walker

Name	Club Id	EBU No	County	MPRank	Grade	Strat Level	Handicap
Robert Walker	243	434287		Unranked	None	A	0

Partner (click to set)

Fname	Surname	EBUNo
Jo	Aldridge	417980
Simon	Alder	494929
Niamh	Allen	487952
Ian	Allison	480008
Marvin ...	Android	900002
Eve	Anstice	400876
Susan	Ashton	503905
Norma	Atherton	463850
Sydney	Avery	110471
Heather	Baines	452072
Derek	Ball	407332
Liz	Barber	402944
Derek	Barclay	406966
Terry	Barker	423057
Robin	Barker	
Graham	Barnes	420576
Jonathan	Bartholom...	512932
Laura	Bateman	511397
Susie	Batten	431355
Jocelyn	Baxter	64244
Marianne	Bayly	424427
Christine	Beattie	434052

A-Z order

Update Player    Add Visitors    Import Names    Print Names    Check NBO Nos    Clear Names    Player Database    Cancel    OK

A	B	C	D	E	F	G	H	I
J	K	L	M	N	O	P	Q	R
S	T	U	V	W	X	Y	Z	All

Back in the **Player Names** panel

If there are names in yellow,

- Click **Add Visitors to PlayerDB**
- If the surname is found in the EBU database,
  - you will be offered a list of players
  - You will be given various options: depending on what is in the different names lists
- NOTE The names will turn blue even if there is no EBU number

If there are names without EBU numbers in blue (or white),

- Select the individual names (one at a time)
- Click **Update Player**
- Go through the same process of accessing the EBU Member list

Player Database

Player Management      Player Lists

Click column header to sort  
C:\EBUScore\Pairs\Manual\PSMMembers.dat      38      English Bridge Union

PID	Forename	Surname	Tag	EBUNo	CM
238	Heather	Baines		452072	N
99	Derek	Ball		407533	N
10	Liz	Barber		402944	N
246	Derek	Barclay		406966	N
257	Robin	Barker			N
7	Terry	Barker		423057	N
95	Graham	Barnes		420576	N
75	Jonathan	Bartholomew		512932	N
57	Laura	Bateman		511397	N
199	Susie	Batten		431355	N
186	Jocelyn	Baxter		64244	N
172	Marianne	Bayly		424427	N
175	Christine	Beattie		434052	N
261	Zaphod	Beeblebrox		601003	N
62	Gwen	Bennett		515371	N
35	Vivien	Benton		490862	N
183	Steve	Bevan		516156	N
253	Matthew	Binns		500674	N
147	Sue	Black		502466	N
180	Beryl	Blissett		476937	N
226	Janice	Bone		47043	N
36	Bob	Booth		480820	N
209	Jane	Boucher		77464	N
18	Chris	Bowers		422302	N

Player ID: 257  
Club Member:   
Tag:   
First Name: Robin  
Surname: Barker  
EBU No:   
County:   
House:   
PostCode:   
TelH:   
TelM:   
Email:   
Partner:   
Notes:   
Handicap: 0  
Rank: Unranked  
Strat: A  
NGS: --  
Email Results: Only if Player

Set EBU Details   Add Player   Save Player   Delete Player   Change PID

Download EBU Database   Print Player List   Change Database   Return

A B C D E F G H I  
J K L M N O P Q R  
S T U V W X Y Z All

Alternatively, if you have an EBU number for a player,

- Go to the **Player Database** panel
- You can click the first letter of the surname to shorten the list)
- Select the player
- Type in the EBU number
- Click **Save Player**

Return to the **Player Names** panel and **OK** to return to the Event Menu

You can return to the **Player Lists** tab to see if there are any remaining names without EBU numbers



Player Database

**Player Management**

Stratification Level

A All Players

Below Masterpoint Rank      Below Grade

B Life Master      King

C Regional Master      Ten

D Unranked      Seven

Club Members Only

Club No. \_\_\_\_\_

Password \_\_\_\_\_

Strat Level by Rank

Strat Level by Grade

Handicaps by Grade (-6 to 6)

Omit Players marked as NonMember

Club Members Only (uses above Club Number / Password)

Non-Interactive - Only show Final Report

Set Handicap File      Set All Player EBU Details

BridgeWebs Site

Club Code

westexe

Password

\*\*\*\*\*

Import PD from BridgeWebs      Import PD from Pianola

Import PD from CSV File      Copy a BCS Player Names Table to Scorer Database

Export PD to BridgeWebs      Export PD to Pianola

Export PD to CSV File      Copy EBU Database to Scorer Database

Assign PIDs on Surname      Return

The next task is to assign *strats* to players based on their masterpoint rank or NGS.

Ensure all the names have EBU numbers (where possible) and all names have been added to the Player Database.

From **Player Names**, then **Player Database**: select the **Player Management** tab.

- Set **Stratification Level** thresholds in the table; and
- **Strat Level by Rank** or **Strat Level by Grade** (NGS)
- You *can* untick **Non-Interactive**
  - you will get more information
  - but the process will involve more interaction
- Then click **Set All Players EBU Details**

In the example, stratification is by masterpoint rank and *strat* D is below unranked, so there will not be a *strat* D.

**Return to Player Names** and the **OK** to return to the Event Menu.

Event 7: West Exe Bridge Club Valentines Pairs 14/02/2020 Session 1 Section Pink Pairs Neuberg MPs Scoring

Session      Section

1      Pink

**Properties**

Pair	Name1	Name2	Miss	Adj	Cat	Str	C/F
1	Robin Barker	Dirk Gently	<input type="checkbox"/>			A	
2	Zaphod Beeble	Tricia McMilliar	<input type="checkbox"/>			A	
3	Frankie Mouse	Benji Mouse	<input type="checkbox"/>			A	
4	Jane Brearley	Irene Wakefield	<input type="checkbox"/>			A	
5	Liz Pugh	Pat Earl	<input type="checkbox"/>			A	
6	Thomas Davis	Linda Webb	<input type="checkbox"/>			A	
7	Lena Watson	Pamela Wood	<input type="checkbox"/>			A	
8	Helen Lashley	Richard Garner	<input type="checkbox"/>			A	
9	Gill McKenzie	Jenny Hull	<input type="checkbox"/>			A	
10	Arthur Dent	Ford Prefect	<input type="checkbox"/>			A	
11	Jeanne Knight	Gwen Burrows	<input type="checkbox"/>			A	
12	Samuel Taylor	Edgar Allen	<input type="checkbox"/>			A	
13	Jonathan Barth	Laura Bateman	<input type="checkbox"/>			A	
14	Marianne Bayh	Maira Burns	<input type="checkbox"/>			A	
15	John Stanton	Jim Prince	<input type="checkbox"/>			A	
16	Frank Knights	Brian Tyson	<input type="checkbox"/>			A	
17	Susie Batten	Ian Rumbelow	<input type="checkbox"/>			A	
18	Judith Winstan	Robert Walker	<input type="checkbox"/>			A	

None

NGS Exclusions

Adj: Adjust - Round down to 2 dps

Cat: Category - Up to 4 characters.

C/F: Carry Forward

Miss: Missing competitor

Str: Stratification Level A,B,C or D

+ Masterpoint Rank

+ Player Strat Levels

Print Properties      Set Carry-Forward (from XML File)      Set Default Strat Levels      Cancel      OK

The final task is to assign *strats* to pairs and set the pairs' prize categories.

From the Event Menu, select **Properties**

- Click **Set Default Strat Levels**

EBUScore Pairs

Set Stratification Levels based on the combined Player Levels?

OK      Cancel

- **OK**

256

Set Categories from Strat Levels (A to blank, B to B,C to BC,D to BCD)?

Yes      No

- Click **Yes** if there are stratified prizes, otherwise click **No**



Event 7: West Exe Bridge Club Valentines Pairs 14/02/2020 Session 1 Section Pink Pairs Neuberg MPs Scoring

Session 1 Section Pink

### Properties

Pair	Name1	Name2	Miss	Adj	Cat	Str	C/F
1	Robin Barker	Dirk Gently	<input type="checkbox"/>			A	
2	Zaphod Beeble	Tricia McMilliar	<input type="checkbox"/>			A	
3	Frankie Mouse	Benji Mouse	<input type="checkbox"/>			A	
4	Jane Brearley	Irene Wakefield	<input type="checkbox"/>		B	B	
5	Liz Pugh	Pat Earl	<input type="checkbox"/>			A	
6	Thomas Davis	Linda Webb	<input type="checkbox"/>			A	
7	Lena Watson	Pamela Wood	<input type="checkbox"/>		BC	C	
8	Helen Lashley	Richard Garner	<input type="checkbox"/>		BC	C	
9	Gill McKenzie	Jenny Hull	<input type="checkbox"/>			A	
10	Arthur Dent	Ford Prefect	<input type="checkbox"/>		BC	C	
11	Jeanne Knight	Gwen Burrows	<input type="checkbox"/>			A	
12	Samuel Taylor	Edgar Allen	<input type="checkbox"/>		B	B	
13	Jonathan Barth	Laura Bateman	<input type="checkbox"/>			A	
14	Marianne Bayh	Moir Burns	<input type="checkbox"/>		B	B	
15	John Stanton	Jim Prince	<input type="checkbox"/>			A	
16	Frank Knights	Brian Tyson	<input type="checkbox"/>			A	
17	Susie Batten	Ian Rumbelow	<input type="checkbox"/>			A	
18	Judith Winstan	Robert Walker	<input type="checkbox"/>			A	

None  
NGS Exclusions

Adj: Adjust - Round down to 2 dps  
Cat: Category - Up to 4 characters.  
C/F: Carry Forward  
Miss: Missing competitor  
Str: Stratification Level A,B,C or D

+ Masterpoint Rank  
 + Player Strat Levels

Print Properties Set Carry-Forward (from XML File) Set Default Strat Levels Cancel OK

You can review the *strat* levels by

- Clicking **Print Properties**
- This will show the *strat* levels of the players and their ranks

If there are any corrections, you can manually edit the stratification by

- Clicking in the **Str** column
- Deleting the letter
- Typing the new letter
- Then the return key
- If you change the stratification, you will need to edit the category (in the **Cat** column) in the same way

Note: *strat* C pairs are category B and C because they are eligible for both prizes.

**OK** to return to the Event Menu.

Event 7: West Exe Bridge Club Valentines Pairs 14/02/2020 Session 1 Section Pink Pairs Neuberg MPs Scoring

### Print Menu

- Ranks
- Travellers
- Scorecards
- Matchpoints
- Frequencies
- Movement
- Session Lineup
- Ticket
- History
- Club Print

### Print Options

Ranks Note: \_\_\_\_\_ Category: \_\_\_\_\_

Ranks

- Handicaps
- Masterpoints(A-St)
- NBO Numbers
- Prizes/Qualifiers
- Section
- First Names only
- Pair Order
- Exclude Adjusts
- Stratified Awards

### Session

1

### Section

All

### Print To

- Notepad
- CSV File
- Excel(XLS) File
- Web Table
- Web Text

Find Player Display On Screen Send To Printer Scroll Report Internet Reports Print Settings Return

When producing the final ranking list, there are extra options for stratified events.

From the Event Menu, select **Reports**

- **Masterpoints:** note the scale shows as **-St** to denote stratified awards
- **Prizes:** will show stratified prizes
- **Stratified Awards:** for columns showing the stratified award

## 8 Score adjustments

Sometimes things go wrong with the movement or with the play of a board: either no result is obtained, or a result is obtained but has to be adjusted. The law book and regulations describe a number of different adjustments that you need to be able to implement in the scoring.

In the new Law Book (2017), Law 15B requires that boards that are started by the wrong pairs are completed, and the result stands. The examples show what the scorer will have to do to implement score adjustments arising from Law 15B.

- fouled boards,
- weighted & split rulings,
- artificial scores,
- adjustments,
- arrow-switches,
- re-numbering travellers
- examples: Law 15B

Event 7: West Exe Bridge Club Valentines Pairs 14/02/2020 Session 1 Section Pink Pairs Neuberg MPs Scoring

Session Section: 1 Pink Board: 9 Vul: EW Game: Top = 16

NS	EW	Contract	By	Lead	NS+	NS-	NS Mps	EW Mps	Score
3	12	4S=	N	2D	420		15.2	0.8	
2	10	3S=	S	5H	140		4.4	11.6	
1	17	3NT=	N	2D	400		11.6	4.4	
9	15	4S-1	S	2S		50	0.8	15.2	
8	13	3S+1	N	2D	170		8	8	
7	11	3NT=	E	C3		600 F	5.75	10.25	
6	18	4H=	W	3D		620 F	1.25	14.75	
5	16	2S=	N	DK	110 F		14.75	1.25	
14	4	4H-1	E	SA	100 F		10.25	5.75	

Options:

- Auto Next Board
- + Prompt
- Omit Last Zero
- Omit Vulny Check
- NS Pair Order
- US Style

Weighted Scores

% NS Score Assign

Board: 1 3 5 7 9 11 13 15 17 19 21 23 25 27  
2 4 6 8 10 12 14 16 18 20 22 24 26

Missing Scores

Print Board Score Entry Help  
Print Ranks Clear Scores Return

### Fouled Board

The players notice that the scores on board 9 do not make sense, and the TD discovers that the hands were different the last four times the board was played. (Some hands were put back in the wrong slots.)

The board is fouled (Law 87) and must be scored so that only results that were obtained on the board in the same form are compared. To indicate that the board was played in the changed form:

- type F in the **Score** column; and
- the result will be marked with an F.

The match points for the two groups of scores are calculated separately.

Event 7: West Exe Bridge Club Valentines Pairs 14/02/2020 Session 1 Section Pink Pairs Neuberg MPs Scoring

Session Section: 1 Pink Board: 5 NS Game Top = 16

NS	EW	Contract	By	Lead	NS+	NS-	NS Mps	EW Mps	Score
2	11	3H-1	N	H10		100	16	0	
1	18	4Hx-4	N	SK		1100	0	16	
9	16	2D+4	E	S8		170	10	6	
8	14	2H-2	N	DA		200	7	9	
7	12	4D=	E	H8		130	14	2	
6	10	4D+1	E	H8		150	12	4	
5	17	4H-2	N	SK		200	7	9	
4	15	5Dx=	E	H8		550	2	14	
13	3	2NT-3	N	DA		300	4	12	

Pairs listed in Play Order

Options

- Auto Next Board
- + Prompt
- Omit Last Zero
- Omit Vulny Check
- NS Pair Order
- US Style

Weighted Scores

%	NS Score Assign	
75	-200	Both
15	-400	Both
10	-550	Both

Board

1	3	5	7	9	11	13	15	17	19	21	23	25	27
2	4	6	8	10	12	14	16	18	20	22	24	26	

Missing Scores

Print Board Score Entry Help

Print Ranks Clear Scores Return

## Weighted & split rulings

Weighted rulings arise from Law 12C1(c): several outcomes are assigned weighting and these are awarded to both sides at the table.

On board 5, there is a ruling at table 5, with an assigned score of

- 75% 4H-2N NS -200
- 15% 5D=E NS -400
- 10% 5DX=E NS -550

To enter the weighted assigned score:

- enter the details in the **Weighted Scores** table; then
- type W in the **Score** column
- the result appears as **Artf Score**; and
- the match points for this and some other results will change

Event 7: West Exe Bridge Club Valentines Pairs 14/02/2020 Session 1 Section Pink Pairs Neuberg MPs Scoring

Session Section: 1 Pink Board: 5 NS Game Top = 16

NS	EW	Contract	By	Lead	NS+	NS-	NS Mps	EW Mps	Score
2	11	3H-1	N	H10		100	16	0	
1	18	4Hx-4	N	SK		1100	0	16	
9	16	2D+4	E	S8		170	10	6	
8	14	2H-2	N	DA		200	7.25	8.75	
7	12	4D=	E	H8		130	14	2	
6	10	4D+1	E	H8		150	12	4	
5	17				Artf	Score	6.15	9.85	
4	15	5Dx=	E	H8		550	2.1	13.9	
13	3	2NT-3	N	DA		300	4.5	11.5	

Pairs listed in Play Order

Options

- Auto Next Board
- + Prompt
- Omit Last Zero
- Omit Vulny Check
- NS Pair Order
- US Style

Weighted Scores

%	NS Score Assign	
75	-200	Both
15	-400	Both
10	-550	Both

Board

1	3	5	7	9	11	13	15	17	19	21	23	25	27
2	4	6	8	10	12	14	16	18	20	22	24	26	

Missing Scores

Print Board Score Entry Help

Print Ranks Clear Scores Return

Split rulings occur in a few rare cases when NS and EW are assigned different scores. For example, if the TD decides the TD has made an error and consequently both sides are to be treated as non-offending, they can rule

NS score

- 60% 3NT +1 N NS +430
- 40% 3NT = N NS +400

EW score

- 100% 3NT -1 N EW +100 (that is: NS -100)

This is entered in the **Weighted Scores** table as

%	NS Score	Assign
60	+430	NS
40	+400	NS
100	-100	EW

Event 7: West Exe Bridge Club Valentines Pairs 14/02/2020 Session 1 Section Pink Pairs Neuberg MPs Scoring

Session Section 1 Pink Board 11 Neuberg Vul Love All Top = 16

NS	EW	Contract	By	Lead	NS+	NS-	NS Mps	EW Mps	Score
4	13	5H-1	E	C9	50		15.88	0.13	
3	11	5S-1	N	DK		50	13.63	2.38	
2	18	5Sx-1	N	DA		100	11.38	4.63	
1	16	4H=	E	D9		420	6.88	9.13	
9	14						0	0	60/40
8	12	4H=	E	SA		420	6.88	9.13	
7	10	4H=	E	S6		420	6.88	9.13	
6	17	5H=	E	SA		450	1.25	14.75	
15	5	5H=	W	CK		450	1.25	14.75	

Pairs listed in Play Order

Options

- Auto Next Board
- + Prompt
- Omit Last Zero
- Omit Vulny Check
- NS Pair Order
- US Style

Weighted Scores

%	NS Score Assign
75	-200 Both
15	-400 Both
10	-550 Both

Board

1	3	5	7	9	11	13	15	17	19	21	23	25	27
2	4	6	8	10	12	14	16	18	20	22	24	26	

Missing Scores

1
---

Print Board Score Entry Help

Print Ranks Clear Scores Return

## Artificial scores

An artificial score usually arises from Law 12C2 when no result can be obtained on the board. Artificial scores are 'average plus', 'average' or 'average minus', awarded separately to NS and EW. In EBUScore Pairs, these translate to 60, 50, 40 (regardless of the form of scoring).

At table 9, the board could not be played and it was all the fault of EW. The awards: NS 'average plus', EW 'average minus'.

- Enter 60/40 in the **Scores** column
- The result appears as '60%' | '40%' and match points '9.6' | '6.4'

## Note

If a board is schedule to be played then the score should not be left blank in the final results. The TD should always assign an artificial score if there is no result.

Event 1 Monday Pairs 23/03/2020 Section Green Session 1 Pairs SimpleMP

Session Section 1 Green

Properties

Pair	Name1	Name2	Miss	Adj	Cat	Str	C/F
1	Jeanne Knight	Gwen Burrows	<input type="checkbox"/>			A	
2	Ray Soni	Susan Downs	<input type="checkbox"/>			A	
3	Shirley Ransley	Liz Barber	<input type="checkbox"/>			A	
4	Jane Brearley	Irene Wakefield	<input type="checkbox"/>			A	
5	Anne Mullett	Chris Bowers	<input type="checkbox"/>			A	
6	Liz Pugh	Tom Mackriell	<input type="checkbox"/>			A	
7	Paul Duncan	Andrew Evans	<input type="checkbox"/>	-5.5		A	
8	Rosie Williams	Margaret Verno	<input type="checkbox"/>			A	
9	Johanna Kelly	Eve Anstice	<input type="checkbox"/>			A	
10	Dave Turner	David Laws	<input type="checkbox"/>			A	
11	Thomas Davis	Anthony Osbor	<input type="checkbox"/>			A	
12	Penny Coote	Valerie Sheppa	<input type="checkbox"/>			A	
13			<input checked="" type="checkbox"/>				
14	Jen Bruce	Jo Aldridge	<input type="checkbox"/>			A	
15	Terry Barker	Suzanne Conw	<input type="checkbox"/>	-11.0		A	
16	James Lis	George Harris	<input type="checkbox"/>			A	
17	Pam Buchan	Maureen Dunlo	<input type="checkbox"/>			A	
18	Lisbeth Taylor	Derek Griev	<input type="checkbox"/>			A	
19	Dave Muller	Emma Jones	<input type="checkbox"/>			A	
20	Bruce Renshav	Angela Foster	<input type="checkbox"/>			A	
21	Evelyn Chen	Sydney Avery	<input type="checkbox"/>			A	

None

NGS Exclusions

Adj: Adjust - Round down to 2 dps  
Cat: Category - Up to 4 characters.  
C/F: Carry Forward  
Miss: Missing competitor  
Str: Stratification Level A,B,C or D

+ Masterpoint Rank  
 + Player Strat Levels

Print Properties Set Carry-Forward (from XML File) Set Default Strat Levels Cancel OK

## Adjustments

Adjustments primarily appear to reflect penalties imposed by the TD: procedural penalties (Law 90) and disciplinary penalties (Law 91).

Adjustments are not implemented as board scores but in the Properties panel: from the Event Menu, select **Properties**.

Adjustments are entered in the **Adj** column by typing the number and hitting return.

Penalties are usually multiples of the matchpoint top on a board (Top = 22, in this example) and the adjustment for a penalty must be entered as a negative number.

- Pair 7 were awarded a procedural penalty, usually 25% x top = -5.5
- Pair 15 were awarded a disciplinary penalty, usually 20% x top = -11.0

Event 7 West Exe Bridge Club Valentines Pairs 14/02/2020 Section Pink Session 1 Pairs NeubergMP

Session Section 1 Pink Board 10 Vul Game All Top = 16 Neuberg

NS	EW	Contract	By	Lead	NS+	NS-	NS Mps	EW Mps	Score
4	13	2NT-1	E	S3	100		13	3	
3	11	3NT-1	W	SJ	100		13	3	
2	18	1NT=	W	SJ		90	8	8	
1	16	1NT=	E	S3		90	8	8	
9	14	1NT+1	S	HA	120		16	0	
8	12	2H+1	W	S2		140	2	14	
7	10	2H=	W	S2		110	4	12	
6	17	1NT+2	W	S7		150	0	16	
15	5	1NT=	W	S10		90	8	8	

Options:  Auto Next Board,  + Prompt,  Omit Last Zero,  Omit Vulny Check,  NS Pair Order,  US Style

Weighted Scores: % NS Score Assign

Board: 1 3 5 7 9 11 13 15 17 19 21 23 25 27; 2 4 6 8 10 12 14 16 18 20 22 24 26

Missing Scores: [Empty]

Buttons: Print Board, Score Entry Help, Print Ranks, Clear Scores, Return

### Arrow Switches

Often players forget to arrow-switch, especially the first board of the round; sometimes players mistakenly arrow-switch; and sometimes the TD will require a board to be played earlier (to cope with an earlier irregularity).

To arrow-switch or un-arrow-switch a result:

- type A in the **Score** column;



- **Yes**
- The NS and EW pair numbers will be swapped

Event 18: West Exe Bridge Club Cowick Cup Pairs 08/04/2020 Session 1 Section Yellow Pairs Neuberg MPs Scoring

Session Section 1 Yellow Board 22 Vul EW Game Top = 12 Neuberg

NS	EW	Contract	By	Lead	NS+	NS-	NS Mps	EW Mps	Score
6	14	2NT-1	E	C7	100		9	3	
5	12	4NT-2	E	HJ	200		12	0	
4	8	2S+2	W	H2		170	4	8	
3	15	3NT-1	E	C7	100		9	3	
2	13	3C=	W	D4		110	6	6	
1	11	4S=	W	H2		620	2	10	
10	9	4Sx=	W	C5		790	0	12	
16	7								

Options: [Empty]

Weighted Scores: % NS Score Assign

Board: 1 3 5 7 9 11 13 15 17 19 21 23 25 27; 2 4 6 8 10 12 14 16 18 20 22 24 26

Missing Scores: 1 1 1 1 1 1 1 1 1 1 1 1 2 2; 1 1 1 1 1 1 1 1 1 1 1 1 2

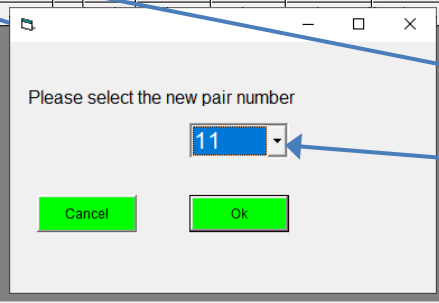
Buttons: Print Board, Score Entry Help, Print Ranks, Clear Scores, Return

### Re-numbering travellers

Sometimes odd things happen: the TD has to change the movement or players sit at the wrong table and play the wrong board against the wrong opponents. In either case the scores obtained should stand and the travellers adjusted to match who actually played the board. You can change the pair numbers by clicking on them.

In the penultimate round, pair 10 moved to table 1 and pair 11 stayed at table 8 (to play pair 9). So, both pair 10 and 11 played board 22 against the wrong opponents.

- Click on pair number 11 and the pop-up appears
- Change 11 in the pop-up to 10, using the pull-down list
- Click OK in the pop-up
- Repeat to change 10 in the last row (NS) to 11.



### Example 1 – Law 15B

In a 5-table Howell, in round 3, pair 6 move to the wrong table and play against pair 10 and they start to play board 13. The TD applies Law 15B and the players are instructed to complete the play of board 13. Pair 10 were supposed to be playing pair 3 in this round, so pair 3 cannot play board 13. Pair 6 were due to play board 13 in round 5, against pair 8, so pair 8 will not be able to play board 13.

Ruling:

- Board 13: pair 10 v pair 6 score stands (3NT-1 by E)
- Board 13: pair 3 and pair 8, both receive AVE+ (60%)

To implement the score changes

- Select **Enter Scores** and board 13
- Using **Re-numbering Travellers** above: change EW line 3 to pair 6, and change NS line 5 to pair 3
- Enter the score for 10v6 on line 3
- Enter **Artificial score** 60/60 on line 5

Event 19: West Exe Bridge Club Consolation Pairs 08/04/2020 Session 1 Section Orange Pairs Neul

Session Section					Board	13	Neuberg	
1	Orange				Vul	Game All	Top = 8	
NS	EW	Contract	By	Lead	NS+	NS-	NS Mps	EW Mps
9	5	3NT+1	W			630	0.25	7.75
7	4	1NT+2	W			150	2.75	5.25
10	6	3NT-1	E		100		7.75	0.25
2	1	3C-1	N			100	5.25	2.75
3	8				60%	60%	4.8	4.8

### Example 2 – Law 15B – sitout

In an 7½-table Hesitation Mitchell, the wrong move happens after round 1 and in round 2 pair 8 and pair 15 start to play board 4. The TD applies Law 15B and the players are instructed to complete the play of board 4. Pair 15 were supposed to be playing pair 16 in this round, so pair 3 cannot play board 4. Pair 8 were due to sitout in round 2 (at table 1, notionally sharing boards with table 8) and so pair 8 would not play board 4.

Ruling:

- Board 4: pair 8 v pair 15 score stands (5C= by S)
- Board 4: pair 16 receive AVE+ (60%)

To implement the score changes

- Select **Enter Scores** and board 13
- Using **Re-numbering Travellers** above: change NS line 2 to pairs 8
- Enter the score for 8 v 15 on line 2
- There is nowhere on board 4 to enter the AVE+ for pair 16. Instead the scorer has to calculate the overall score for 16 and enter the correction as an **Adjustment** (see above, Properties: **Adj** column).

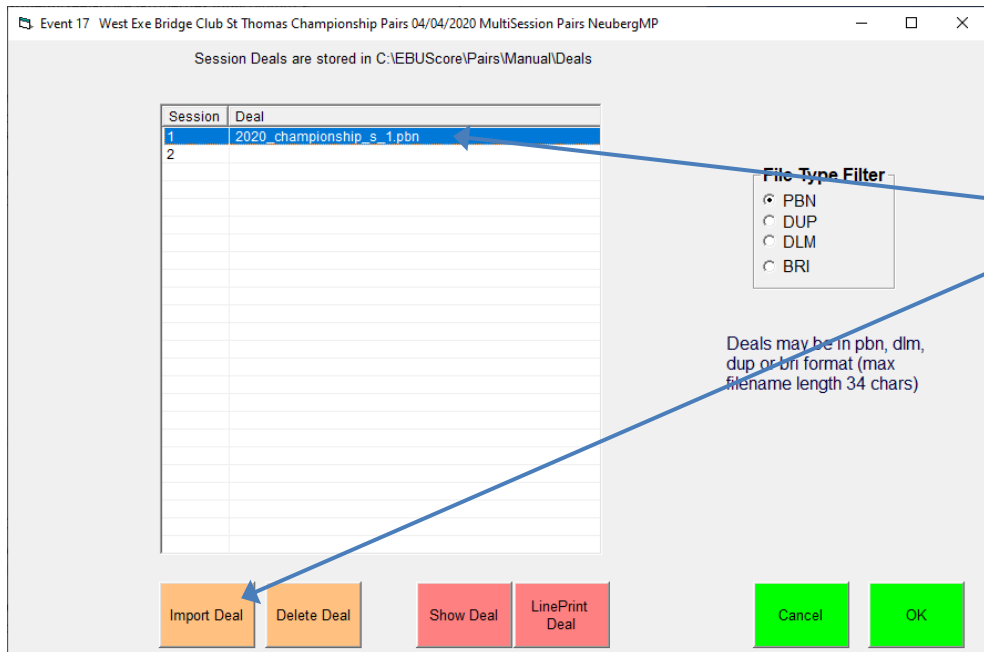
Calculation:

On the final ranking list, pair 16 have played 23 boards, with 132 matchpoints (Top = 12, so their maximum is 276, provisional percentage =  $132/276 = 47.8\%$ ). The AVE+ due for board 4, is  $60\% \times 12 = 7.2$ , so their percentage score should be:  $(132 + 7.2)/(12 \times 24) = 139.2 / 288 = 48.333\%$ .

Converting this back to matchpoint, based on a maximum of 276, gives:  $48.333\% \times 276 = 133.4$  matchpoints.

So the required **Adjustment** is  $133.4 - 132.0 = 1.4$  matchpoints

## 9 Importing deals and lead validation



The deal files for an event can be imported into EBUScore Pairs – this allows the deals to be shown in reports such as Travellers and allows for Bridgemates to validate the lead card.

- From **Event Details**, go to **Import Deal**
- Select the Session
- Click **Import Deal**
- Browse to the deal file and click **Open**
- Repeat for other sessions if relevant

To enable lead card validation in the Bridgemate

- In **Set BCS Options**: tick **validate lead card against hand record**
- When you **Launch BCS** the lead card validation will be enabled, with the deal file imported into BCS.

If you do not import the deal files into EBUScore Pairs before you launch BCS, then this can be done later (and the deals will be available for the reports) but the deals will not be imported to BCS.

In this case, to enable lead card validation or to use other features of BCS, the deal files must be imported directly into BCS.

- In BCS: from the **File** menu, select **Import**
- Select ... and browse to the deal file and click **Open**
- Then click **Import file(s)**
- To enable lead card validation, you must also tick the box in EBUScore Pairs: BCS Options

